

NORTHWEST BERGEN COUNTY UTILITIES AUTHORITY

NOTICE

REGULAR MEETING

Northwest Bergen County Utilities Authority

PLEASE TAKE NOTICE, that in accordance with the Open Public Meetings Act, N.J.S.A. 10:4-6 et seq. and in consideration of Executive Order No. 103, issued by Governor Murphy on March 9, 2020 declaring a State of Emergency and a Public Health Emergency in the State of New Jersey, the Northwest Bergen County Utilities Authority does hereby notify the public that to protect the health, safety and welfare of our citizens while ensuring the continued functioning of government, the Northwest Bergen County Utilities Authority meeting scheduled for Tuesday, April 21, 2020 at 7:00 p.m. at the offices of the Northwest Bergen County Utilities Authority located at 30 Wyckoff Avenue, Waldwick, New Jersey will be held via Zoom ONLY. Formal action may be taken at this meeting. The agenda will be placed on the Northwest Bergen County Utilities Authority website. Members of the public who wish to participate in the meeting may do so by going to Zoom.com and entering the meeting ID of 780-2552-8924 and following the passcode 271919 at 7:00 P.M. Individuals calling into this number will be able to fully participate in the meeting, including providing public comment. A non-public dial in number will be used if executive session is required.

Alison Gordon, Secretary
Northwest Bergen County
Utilities Authority

NORTHWEST BERGEN COUNTY UTILITIES AUTHORITY

AGENDA REGULAR MEETING April 21, 2020

1. Meeting called to Order
2. Open Public Meetings Act Statement
3. Roll Call
4. Chairman's Remarks
5. Approval of Minutes – Regular Meeting – March 17, 2020
6. Public Comments (any subject)
7. Consideration for approval list of Resolutions attached dated April 21, 2020
8. Report of Committees:
 - a. Finance Committee
 - b. Personnel Committee
 - c. Insurance Committee
 - d. Operating Committee
 - e. Strategic Plan Subcommittee
 - f. Buildings and Grounds Committee
 - g. Safety and Security Committee
9. Report of Treasurer
10. Report of General Counsel
11. Report of Consulting Engineer
12. Report of Executive Director
13. Report of Authority Engineer
14. Report of Superintendent
15. Old Business
16. New Business
17. Public Comments (on subjects 5 through 17)
18. Adjournment

April 17, 2020

NORTHWEST BERGEN COUNTY UTILITIES AUTHORITY

RESOLUTIONS

April 21, 2020

CONSENT AGENDA

- 54-2020 Approval of Payment of Vouchers, Payroll, Tax Deposits and Pensions and Benefits
- 55-2020 Certification of Audit, Year Ending December 31, 2019
- 56-2020 Accept Audit, Year Ending December 31, 2019
- 57-2020 Approval of Sanitary Sewer Extension – 570 Route 17 North, Upper Saddle River

NORTHWEST BERGEN COUNTY UTILITIES AUTHORITY

RESOLUTION

No. 54-2020

Date: April 21, 2020

APPROVAL OF VOUCHERS, PAYROLL TRANSFERS, PAYROLL TAX DEPOSITS AND PENSIONS & BENEFITS TRANSFERS

WHEREAS, the Northwest Bergen County Utilities Authority has received vouchers in claim for payment of materials supplied and/or rendered; and

WHEREAS, the said vouchers have been reviewed and the amount indicated on each voucher has been determined to be due and owing; and

WHEREAS, the Northwest Bergen County Utilities Authority has made payroll transfers, payroll tax deposits and Pensions & Benefits transfers for the month of March 2020 and Health Benefits and Dental Benefits transfers for April 2020; and

WHEREAS, the Commissioners of the Authority have reviewed the vouchers, payroll transfers, payroll tax deposits, Pensions and Benefits, and Health and Dental Benefits transfers listed on the attached reports and have found them to be in order.

NOW, THEREFORE, BE IT RESOLVED,

RESOLVED, by the Commissioners of the Northwest Bergen County Utilities Authority, that all vouchers, payroll transfers, payroll tax deposits, Pensions & Benefits and Health and Dental Benefits transfers listed and reports attached hereto, dated April 21, 2020 be and they hereby are approved for payment from the proper accounts as follows:

ACCOUNT: Payroll Account
Net Payroll: \$200,316.67

ACCOUNT: Tax Deposit Account
Total: \$89,531.99

ACCOUNT: Health Benefits Contribution Employer
Total Transfer: \$106,529.52

ACCOUNT: Health Benefits Contribution Employee
Total: \$4,544.13

ACCOUNT: Dental Benefits
Total Transfer: \$4,142.59

NORTHWEST BERGEN COUNTY UTILITIES AUTHORITY

RESOLUTION

No. 54-2020

Date: April 21, 2020

APPROVAL OF VOUCHERS, PAYROLL TRANSFERS, PAYROLL TAX DEPOSITS AND PENSIONS & BENEFITS TRANSFERS

ACCOUNT: PERS and Contributory Insurance

Total Transfer: \$30,611.16

ACCOUNT: Operating Account

Total: \$579,601.68

ACCOUNT: General Improvement Account

Total: \$206,675.99

SECRETARY

CHAIRMAN

RECORDED VOTE:

	Bonagura	Duch	Jordan	Kelahr	Lo Iacono	Mongelli	Ortega	Plumley	Kasparian
Offered									
Seconded									
Aye									
Nay									
Absent									
Abstain									
Recuse									

**LOCAL AUTHORITIES
GROUP AFFIDAVIT FORM**

**PRESCRIBED BY
THE NEW JERSEY LOCAL FINANCE BOARD**

AUDIT REVIEW CERTIFICATE

We, the members of the governing body of the Northwest Bergen County Utilities Authority, being of full age and being duly sworn according to law, upon our oath depose and say:

1. We are duly appointed members of the Northwest Bergen County Utilities Authority.
2. We certify, pursuant to N.J.S.A. 40A:5A-17, that we have each reviewed the annual audit report for the fiscal year ended December 31, 2019 and specifically the sections of the audit report entitled "General Comments" and "Recommendations".

(Print)

(Signature)

Sworn to and subscribed before me

this _____ day of _____, 2020

Notary Public of New Jersey

**NORTHWEST BERGEN COUNTY UTILITIES AUTHORITY
(A COMPONENT UNIT OF THE COUNTY OF BERGEN)
REPORT OF AUDIT**

**FOR THE YEARS ENDED
DECEMBER 31, 2019 AND 2018**

AMERICAN UNIVERSITY
WASHINGTON, D.C.

1980

THIS PAGE IS INTENTIONALLY LEFT BLANK

NORTHWEST BERGEN COUNTY UTILITIES AUTHORITY

CONTENTS

<u>Page</u>		<u>Exhibits</u>
1	Independent Auditor's Report	
<u>REQUIRED SUPPLEMENTARY INFORMATION - PART I</u>		
4	Management's Discussion and Analysis	
<u>FINANCIAL STATEMENTS</u>		
14	Comparative Statement of Net Position	A
17	Comparative Statement of Revenues, Expenses and Changes in Net Position	B
18	Comparative Statement of Cash Flows	C
20	Notes to Financial Statements	
<u>REQUIRED SUPPLEMENTARY INFORMATION - PART II</u>		
57	Schedule of the Authority's Proportionate Share of the Net Pension Liability Public Employees' Retirement System (PERS)	RSI-1
58	Schedule of the Authority's Contributions Public Employees' Retirement System (PERS)	RSI-2
59	Schedule of Changes in the Authority's Proportionate Share of State OPEB	RSI-3
60	Schedule of Authority's Share of Net OPEB Liability	RSI4
61	Schedule of Authority's OPEB Contributions	RSI-5
62	Notes to Required Supplementary Information	
<u>SUPPLEMENTARY SCHEDULES</u>		
63	Supplemental Schedule of Revenues, Expenses and Changes in Net Position	1
64	Supplemental Schedule of Cash Receipts, Disbursements and Changes in Cash	2
66	Schedule of Operating Revenue and Costs Funded By Operating Revenue Compared to Budget	3
68	Schedule of Capital Budget Program	4
69	Schedule of Revenue and Revenue Refunding Bonds Payable	5
78	Roster of Officials and Report on Surety Bonds	6

NORTHWEST BERGEN COUNTY UTILITIES AUTHORITY

CONTENTS

<u>Page</u>		<u>Exhibits</u>
79	Independent Auditor's Report on Internal Control Over Financial Reporting and on Compliance and Other Matters Based on an Audit of Financial Statements Performed in Accordance with Government Auditing Standards	
81	Independent Auditor's Report on Compliance with Requirements Applicable to Each Major Federal Program and Internal Control Over Compliance in Accordance with Uniform Guidance	
84	Schedule of Expenditures of Federal Awards	
85	Schedule of Expenditures of State Assistance	
86	Notes to the Schedule of Expenditures of Federal and State Awards	
87	Schedule of Findings and Questioned Costs	
90	Summary Schedule of Prior Audit Findings for the Fiscal Year Ended December 31, 2019	
91	General Comments	



WIELKOTZ & COMPANY LLC

CERTIFIED PUBLIC ACCOUNTANTS

STEVEN D. WIELKOTZ, CPA, RMA, PSA
MATTHEW B. WIELKOTZ, CPA, PSA
PAUL J. CUVA, CPA, RMA, PSA
JAMES J. CERULLO, CPA, RMA, PSA
THOMAS M. FERRY, CPA, RMA, PSA

HEADQUARTERS
401 WANAUKE AVENUE
POMPTON LAKES, NEW JERSEY 07442
(973)-835-7900

NEWTON OFFICE
100B MAIN STREET
NEWTON, NEW JERSEY 07860
(973)-835-7900

INDEPENDENT AUDITOR'S REPORT

Honorable Chairman and Members of the
Northwest Bergen County Utilities Authority
County of Bergen
Waldwick, New Jersey

Report on the Financial Statements

We have audited the accompanying statements of net position of the Northwest Bergen County Utilities Authority as of December 31, 2019 and 2018, and the related statements of revenues, expenses, and changes in net position and cash flows for the years then ended, and the related notes to the financial statements, which collectively comprise the Authority's basic financial statements as listed in the table of contents.

Management's Responsibility for the Financial Statements

Management is responsible for the preparation and fair presentation of these financial statements in accordance with accounting principles generally accepted in the United States of America; this includes the design, implementation, and maintenance of internal control relevant to the preparation and fair presentation of financial statements that are free from material misstatements, whether due to fraud or error.

Auditor's Responsibility

Our responsibility is to express opinions on these financial statements based on our audit. We conducted our audit in accordance with auditing standards generally accepted in the United States of America, the audit requirements prescribed by the Division of Local Government Services, Department of Community Affairs, State of New Jersey (the "Division"), and the standards applicable to financial audits contained in *Government Auditing Standards*, issued by the Comptroller General of the United States. Those standards require that we plan and perform the audit to obtain reasonable assurance about whether the financial statements are free of material misstatement.

An audit involves performing procedures to obtain audit evidence about the amounts and disclosures in the financial statements. The procedures selected depend on the auditor's judgment, including the assessment of the risks of material misstatement of the financial statements, whether due to fraud or error. In making those risk assessments, the auditor considers internal control relevant to the entity's preparation and fair presentation



of the financial statements in order to design audit procedures that are appropriate in the circumstances, but not for the purpose of expressing an opinion on the effectiveness of the entity's internal control. Accordingly, we express no such opinion. An audit also includes evaluating the appropriateness of accounting policies used and the reasonableness of significant accounting estimates made by management, as well as evaluating the overall presentation of the financial statements.

We believe that the audit evidence we have obtained is sufficient and appropriate to provide a basis for our audit opinion.

Basis for Modified Opinion

Management has not updated the net other post-employment benefit obligation, net pension obligation, pension-related deferred outflow, accounts payable – pension or pension-related deferred inflow accounts to a measurement date acceptable under current accounting standards for the year ended December 31, 2019. Government Accounting Standards Board Statements No. 68 and No.75 require a state or local government employer to recognize a net pension liability and other post-employment benefit obligation measured as of a date no earlier than the end of its prior fiscal year. The amount by which this departure would affect the deferred outflows of resources, liabilities, deferred inflows of resources, net pension and net post-employment benefit obligation has not been determined.

Modified Opinion

In our opinion, except for the effects of the matter described in the “*Basis for Modified Opinion*” paragraph, the financial statements referred to above present fairly, in all material respects, the financial position of the Northwest Bergen County Utilities Authority as of December 31, 2019, and the respective changes in financial position and cash flows for the year then ended in accordance with accounting principles generally accepted in the United States of America.

Other Matters

Required Supplementary Information

Accounting principles generally accepted in the United States of America require that the Management's Discussion and Analysis, and schedule of the Authority's proportionate share of the net pension liability and schedule of Authority contributions as listed in the table of contents be presented to supplement the basic financial statements. Such information, although not a part of the basic financial statements, is required by the Governmental Accounting Standards Board who considers it to be an essential part of the financial reporting for placing the basic financial statements in an appropriate operational, economic, or historical context. We have applied certain limited procedures to the required supplementary information in accordance with auditing standards generally accepted in the United States of America, which consisted of inquiries of management about the methods of preparing the information and comparing the information for consistency with management's responses to our inquiries, the basic financial statements, and other knowledge we obtained during our audit of the basic financial statements. We do not express an opinion or provide any assurance on the information because the limited procedures do not provide us with sufficient evidence to express an opinion or provide any assurance.

Other Information


Our audit was conducted for the purpose of forming opinions on the financial statements that collectively comprise the Authority's basic financial statements. The supplementary information listed in the table of contents and schedule of expenditures of federal awards, as required by Title 2 U.S. Code of Federal Regulations Part 200, *Uniform Administrative Requirements, Cost Principles, and Audit Requirements for Federal Awards* (Uniform Guidance) and the schedule of expenditures of state financial assistance, and the letter of comments and recommendations section are presented for purposes of additional analysis and are not a required part of the basic financial statements.

The supplemental information listed in the table of contents and the schedule of expenditures of federal awards, as required by Title 2 U.S. Code of Federal Regulations Part 200, *Uniform Administrative Requirements, Cost Principles, and Audit Requirements for Federal Awards* (Uniform Guidance), the schedule of expenditures of state financial assistance are the responsibility of management and were derived from and relates directly to the underlying accounting and other records used to prepare the basic financial statements. Such information has been subjected to the auditing procedures applied in the audit of the basic financial statements and certain additional procedures, including comparing and reconciling such information directly to the underlying accounting and other records used to prepare the basic financial statements or to the basic financial statements themselves, and other additional procedures in accordance with auditing standards generally accepted in the United States of America. In our opinion, the supplemental information listed in the table of contents, schedule of expenditures of federal awards, as required by Title 2 U.S. Code of Federal Regulations Part 200, *Uniform Administrative Requirements, Cost Principles, and Audit Requirements for Federal Awards* (Uniform Guidance), and the schedule of expenditures of state financial assistance are fairly stated, in all material respects, in relation to the basic financial statements as a whole.

Other Reporting Required by *Government Auditing Standards*

In accordance with *Government Auditing Standards*, we have also issued our report dated March 10, 2020 on our consideration of the Northwest Bergen County Utilities Authority's internal control over financial reporting and on our tests of its compliance with certain provisions of laws, regulations, contracts, and grant agreements and other matters. The purpose of that report is to describe the scope of our testing of internal control over financial reporting and compliance and the results of that testing, and not to provide an opinion on internal control over financial reporting or on compliance. That report is an integral part of an audit performed in accordance with *Government Auditing Standards* in considering the Northwest Bergen County Utilities Authority's internal control over financial reporting and compliance.

Very truly yours,



WIELKOTZ & COMPANY, LLC
Certified Public Accountants
Pompton Lakes, New Jersey

March 10, 2020

THIS PAGE IS INTENTIONALLY LEFT BLANK

Required Supplementary Information - Part I

THIS PAGE IS INTENTIONALLY LEFT BLANK.

Management Discussion and Analysis

THIS PAGE IS INTENTIONALLY LEFT BLANK

NORTHWEST BERGEN COUNTY UTILITIES AUTHORITY

MANAGEMENT'S DISCUSSION AND ANALYSIS

As management of the Northwest Bergen County Utilities Authority, we offer the Authority's financial statements this narrative overview and analysis of the Authority's financial performance during the years ended December 31, 2019 and 2018. Please read this analysis in conjunction with the Authority's financial statements, which follow this section.

Financial Highlights

- The Authority's assets and deferred outflows of resources exceeded its liabilities and deferred inflows of resources by \$25,623,077 (net position) for the year reported. This compares to the previous period when assets and deferred outflows of resources exceeded liabilities and deferred inflows of resources by \$22,898,362, as restated.
- Total net position is comprised of the following:
 - (1) Net investment in capital assets of \$36,016,710 includes property and equipment, net of accumulated depreciation, and reduced for outstanding debt related to the purchase or construction of capital assets.
 - (2) Restricted net position of \$8,945,529 are restricted by constraints imposed from outside the Authority such as debt covenants, grantors, laws, or regulations.
 - (3) Unrestricted net position of \$(19,339,162) represent the portion available to maintain the Authority's continuing obligations to citizens and creditors.
- Total liabilities of the Authority increased by \$9,896,157 to \$50,831,263 during the year ended December 31, 2019.

Overview of the Financial Statements

This annual report includes this management discussion, the independent auditor's report and the basic financial statements of the Authority. The financial statements also include notes that explain in more detail some of the information in the financial statements.

Required Financial Statements

The financial statements of the Authority report information of the Authority using accounting methods similar to those used by private sector companies. These statements offer short and long-term financial information about its activities. The *Statement of Net Position* includes all of the Authority's assets, deferred outflows of resources, liabilities and deferred inflows of resources, and provides information about the

NORTHWEST BERGEN COUNTY UTILITIES AUTHORITY

MANAGEMENT'S DISCUSSION AND ANALYSIS

(continued)

nature and amounts of investments in resources (assets), the consumption of net position that is applicable to a future period (deferred outflows of resources), the acquisition of net position that is applicable to a future reporting period (deferred inflows of resources) and the obligations to Authority creditors (liabilities). It also provides the basis for evaluating the capital structure of the Authority and assessing the liquidity and financial flexibility of the Authority.

All of the current year's revenues and expenses are accounted for in the *Statement of Revenues, Expenses and Changes in Net Position*. This statement measures the results of the Authority's operations over the past year and can be used to determine whether the Authority has recovered all its costs through user fees and other charges, operational stability and credit worthiness.

The final required financial statement is the *Statement of Cash Flows*. This statement reports cash receipts and cash payments, and net changes in cash resulting from operations, investing and financing activities and provides answers to such questions as what operational sources provided cash, what was the cash used for, and what was the change in cash balance during the reporting period.

Notes to the Financial Statements

The accompanying notes to the financial statements provide information essential to a full understanding of the financial statements. The notes to the financial statements begin immediately following the basic financial statements.

Other Information

In addition to the basic financial statements and accompanying notes, this report presents certain required supplementary information. This supplementary information follows the notes to the financial statements.

Financial Analysis of the Authority

One of the most important questions asked about the Authority's finances is "Is the Authority as a whole better able to fulfill its mission as a result of this year's activities?" The *Statement of Net Position* and the *Statement of Revenues, Expenses and Changes in Net Position* report information about the Authority's activities in a way that will help answer this question. These two statements report net position of the Authority and the changes in those assets. The reader can think of the Authority's net position – the difference between assets and deferred outflows of resources and liabilities and deferred inflows of resources – as one way to measure financial health or financial position. Over time, increases or decreases in the Authority's net position are one indicator of whether its financial health is improving or deteriorating. However, one will need to consider the non-financial factors such as changes in economic conditions, population growth, development, and new or changed government regulation.

NORTHWEST BERGEN COUNTY UTILITIES AUTHORITY

MANAGEMENT'S DISCUSSION AND ANALYSIS

(continued)

Net Position

As year-to-year financial information is accumulated on a consistent basis, changes in net position may be observed and used to discuss the changing financial position of the Authority as a whole.

The Authority's net position at December 31, 2019 was \$25,643,692. This is a \$2,745,330 increase over last period's restated net position of \$22,898,362, as restated. A summary of the Authority's statement of net position is presented in the following table:

Condensed Statement of Net Position

	<u>Dec. 31, 2019</u>	<u>Restated Dec. 31, 2018</u>	<u>Dollar Change</u>	<u>Percent Change</u>
Current Assets	24,342,142	15,475,734	8,866,408	57.29
Non-Current Assets	<u>59,035,003</u>	<u>55,361,100</u>	<u>3,673,903</u>	6.64
Total Assets	<u>83,377,145</u>	<u>70,836,834</u>	<u>12,540,311</u>	17.70
Deferred Outflows of Resources	<u>3,197,157</u>	<u>3,240,480</u>	<u>(43,323)</u>	(1.34)
Current Liabilities	14,278,795	2,858,200	11,420,595	399.57
Non-Current Liabilities	<u>36,531,853</u>	<u>38,076,906</u>	<u>(1,545,053)</u>	(4.06)
Total Liabilities	<u>50,810,648</u>	<u>40,935,106</u>	<u>9,875,542</u>	24.12
Deferred Inflows of Resources	<u>10,119,962</u>	<u>10,243,846</u>	<u>(123,884)</u>	(1.21)
Net Investment in Capital Assets	36,016,710	36,462,872	(446,162)	(1.22)
Restricted	8,966,144	8,063,385	902,759	11.20
Unrestricted	<u>(19,339,162)</u>	<u>(21,627,895)</u>	<u>(13,618,793)</u>	62.97
Total Net position	<u>25,643,692</u>	<u>22,898,362</u>	<u>2,745,330</u>	11.99

NORTHWEST BERGEN COUNTY UTILITIES AUTHORITY

MANAGEMENT'S DISCUSSION AND ANALYSIS

(continued)

Net Position (Continued)

A summary of the Authority's prior year statement of net assets is presented with comparative FY 2018 balances in the following table. This comparison has not been restated to reflect the changes required by GASB Statement No. 75.

Condensed Statement of Net Position

	<u>Dec. 31, 2018</u>	<u>Restated Dec. 31, 2017</u>	<u>Dollar Change</u>	<u>Percent Change</u>
Current Assets	15,475,734	14,318,743	1,156,991	8.08
Non-Current Assets	<u>55,361,100</u>	<u>54,505,720</u>	<u>855,380</u>	1.57
Total Assets	<u>70,836,834</u>	<u>68,824,463</u>	<u>2,012,371</u>	2.92
Deferred Outflows of Resources	<u>4,308,151</u>	<u>4,351,475</u>	<u>(43,324)</u>	(1.00)
Current Liabilities	2,793,160	3,098,211	(305,051)	(9.85)
Non-Current Liabilities	<u>30,002,030</u>	<u>29,355,224</u>	<u>646,806</u>	2.20
Total Liabilities	<u>32,795,190</u>	<u>32,453,435</u>	<u>341,755</u>	1.05
Deferred Inflows of Resources	<u>3,543,907</u>	<u>3,625,928</u>	<u>(82,021)</u>	(2.26)
Net Investment in Capital Assets	36,462,872	35,657,238	805,634	2.26
Restricted	8,063,385	7,625,307	438,078	5.75
Unrestricted	<u>(5,720,369)</u>	<u>(6,185,970)</u>	<u>465,601</u>	(7.53)
Total Net position	<u>38,805,888</u>	<u>37,096,575</u>	<u>1,709,313</u>	4.61

NORTHWEST BERGEN COUNTY UTILITIES AUTHORITY

MANAGEMENT'S DISCUSSION AND ANALYSIS

(continued)

Net Position (Continued)

While the *Statement of Net Position* shows the change in financial position of net position, the *Statement of Revenues, Expenses and Changes in Net Position* provides answers as to the nature and source of these changes.

**Condensed Statement of Revenues, Expenses
And Changes in Net Position**

	<u>Dec. 31, 2019</u>	<u>Restated Dec. 31, 2018</u>	<u>Dollar Change</u>	<u>Percent Change</u>
Operating Revenues	15,412,567	14,951,829	460,738	3.08
Non-operating Revenues	<u>303,996</u>	<u>247,101</u>	<u>56,895</u>	23.03
Total Revenues	<u>15,716,563</u>	<u>15,198,930</u>	<u>517,633</u>	3.41
Depreciation	2,145,675	2,149,239	(3,564)	(0.17)
Other Operating Expense	10,483,548	10,926,593	(443,045)	(4.05)
Other Non-operating Expense	<u>342,010</u>	<u>413,785</u>	<u>(71,775)</u>	(17.35)
Total Expenses	<u>12,971,233</u>	<u>13,489,617</u>	<u>(518,384)</u>	(3.84)
Change in Net Position	2,745,330	1,709,313	1,036,017	60.61
Net Position, January 1	<u>22,898,362</u>	<u>21,189,049</u>	<u>1,709,313</u>	8.07
Net Position, December 31	<u>25,643,692</u>	<u>22,898,362</u>	<u>2,745,330</u>	11.99

NORTHWEST BERGEN COUNTY UTILITIES AUTHORITY

MANAGEMENT'S DISCUSSION AND ANALYSIS

(continued)

Net Position (Continued)

A summary of the Authority's prior year statement of revenues, expenses and change in net position is presented with comparative 2018 figures in the following table. This comparison has not been restated to reflect the changes required by GASB Statement No. 75.

**Condensed Statement of Revenues, Expenses
And Changes in Net Position**

	<u>Dec. 31, 2018</u>	<u>Restated Dec. 31, 2017</u>	<u>Dollar Change</u>	<u>Percent Change</u>
Operating Revenues	14,951,829	14,350,928	600,901	4.19
Non-operating Revenues	<u>247,101</u>	<u>222,796</u>	<u>24,305</u>	10.91
Total Revenues	<u>15,198,930</u>	<u>14,573,724</u>	<u>625,206</u>	4.29
Depreciation	2,149,239	2,043,922	105,317	5.15
Other Operating Expense	10,926,593	10,987,076	(60,483)	(0.55)
Other Non-operating Expense	<u>413,785</u>	<u>402,866</u>	<u>10,919</u>	2.71
Total Expenses	<u>13,489,617</u>	<u>13,433,864</u>	<u>55,753</u>	0.42
Change in Net Position	1,709,313	1,139,860	569,453	49.96
Net Position, January 1	<u>37,096,575</u>	<u>35,956,715</u>	<u>1,139,860</u>	3.17
Net Position, December 31	<u>38,805,888</u>	<u>37,096,575</u>	<u>1,709,313</u>	4.61

NORTHWEST BERGEN COUNTY UTILITIES AUTHORITY

MANAGEMENT'S DISCUSSION AND ANALYSIS

(continued)

Budgetary Highlight

The State of New Jersey requires local authorities to prepare and adopt annual budgets in accordance with the Local Authorities Fiscal Control Law and regulations adopted by the Local Finance Board pursuant to this statute and codified as N.J.A.C. 5:31-1 et seq. The statutory budget was designed to demonstrate to the Bureau of Authority Regulation of the Division of Local Government Services that the cash flows of the Authority for the coming year will be sufficient to cover operating expenses, interest accruing on bonded indebtedness and cash payments of maturing bond and loan principal.

The following tables provides a budget comparison:

Budget vs. Actual - 2019

	<u>Budget</u>	<u>Actual</u>	<u>Variance</u>
Revenues:			
Operating	14,206,938	15,412,567	1,205,629
Non-Operating	<u>40,000</u>	<u>223,435</u>	<u>183,435</u>
	<u>14,246,938</u>	<u>15,636,002</u>	<u>1,389,064</u>
Expenses:			
Operating	11,504,375	10,569,180	935,195
Non-Operating	<u>2,742,563</u>	<u>2,746,635</u>	<u>(4,072)</u>
	<u>14,246,938</u>	<u>13,315,815</u>	<u>931,123</u>
Income Before Depreciation	<u>0</u>	<u>2,320,187</u>	<u>2,320,187</u>

Budget vs. Actual - 2018

	<u>Budget</u>	<u>Actual</u>	<u>Variance</u>
Revenues:			
Operating	14,026,505	14,951,829	925,324
Non-Operating	<u>40,000</u>	<u>168,214</u>	<u>128,214</u>
	<u>14,066,505</u>	<u>15,120,043</u>	<u>1,053,538</u>
Expenses:			
Operating	11,420,475	10,926,593	493,882
Non-Operating	<u>2,646,030</u>	<u>2,671,062</u>	<u>(25,032)</u>
	<u>14,066,505</u>	<u>13,597,655</u>	<u>468,850</u>
Income Before Depreciation	<u>0</u>	<u>1,522,388</u>	<u>1,522,388</u>

NORTHWEST BERGEN COUNTY UTILITIES AUTHORITY

MANAGEMENT'S DISCUSSION AND ANALYSIS

(continued)

CAPITAL ASSETS AND DEBT ADMINISTRATION

Capital Assets

At December 31, 2019, the Authority had invested \$110,725,602 in capital assets. The Authority's net property, plant and equipment at fiscal year end was \$59,035,003. This is an increase of \$3,673,903 over last year's net property, plant and equipment of \$55,361,100. A summary of the Authority's capital assets is presented in the following table:

	Capital Assets		
	<u>Dec. 31, 2019</u>	<u>Dec. 31, 2018</u>	<u>Dollar Change</u>
Land	1,372,226	1,372,226	0
Treatment Plant and Collection System	94,683,748	94,683,748	0
Plant and Equipment	<u>14,669,628</u>	<u>14,669,628</u>	<u>0</u>
Total Property, Plant and Equipment	110,725,602	110,725,602	0
Less: Accumulated Depreciation	<u>(70,060,714)</u>	<u>(67,915,039)</u>	<u>(2,145,675)</u>
	40,664,888	42,810,563	(2,145,675)
Construction in Progress	<u>18,370,115</u>	<u>12,550,537</u>	<u>5,819,578</u>
Net Property, Plant and Equipment	<u>59,035,003</u>	<u>55,361,100</u>	<u>3,673,903</u>

NORTHWEST BERGEN COUNTY UTILITIES AUTHORITY

MANAGEMENT'S DISCUSSION AND ANALYSIS

(continued)

The Authority's ongoing capital plan is reviewed each year by the Authority's consulting engineer. Notable future capital improvements are listed below:

Wastewater Treatment:

Wastewater Pump Station Improvements (S3400700-15)	\$3,600,000
Wastewater Treatment Plant Improvements (S3400700-16)	950,000
Incinerator Repairs	750,000
Collection System Gravity Main Repairs (S340700-19)	1,000,000
Collection System Expansion	10,000,000
Pump Station PLC Replacement	120,000
Upgrade Operation Building Locker Room	150,000
Refinish Superintendent's Office	50,000
Replace Aeration Tank Flow Meters and Valves	200,000
Fiber Optic Pump Station Installations	541,000
Complete RAS Pump VFD Station Installations on final Tanks	75,000
Purchase Trailer-mounted Boom Lift/ Scissor Lift	55,000
Pump Replacement at HHPS and GRPS (2 pumps)	80,000
Upgrade Pump Station Lighting Including Wet Wells	60,000
Replace Old Body TruckBeds with utility Beds on Three Trucks	40,000
Thickener Scrubber Upgrade to Fully Automated and Winterize	30,000
Replace Plant Water Pumps VFDs, Upgrade transformers	30,000
Upgrade Polymer Room Electrical Cabinets, Automate Polymer System	50,000
Replace Federal Electric Sub-Panels left throughout Plant	75,000
Upgrade and replace PLC's and CSS in Primary Building, Simplify Wiring	<u>90,000</u>
	<u>\$17,946,000</u>

NORTHWEST BERGEN COUNTY UTILITIES AUTHORITY

MANAGEMENT'S DISCUSSION AND ANALYSIS

(continued)

Debt Administration

At December 31, 2019, the Authority had outstanding New Jersey Environmental Infrastructure Fund bonds and revenue refunding bonds in the amount of \$17,233,198. The debt service schedules goes out to 2034. Full details of the specific bond issues outstanding are found in Note 6 to the financial statements and the supplementary schedules. The Authority also had \$11,493,644 in temporary financing through the New Jersey Infrastructure Bank (formally the "NJEIT").

Economic Factors, Future Years' Budgets and Rates

The Commissioners and management of the Authority consider many factors when preparing each year's budget and annual charges. Two of the main factors are growth in the Authority's system and new regulations issued by the State and Federal governments.

Contacting the Authority

This financial report is designed to provide our customers and creditors with a general overview of the Authority's finances and to demonstrate the Authority's accountability for the fees it receives. If you have any questions about this report or need additional information, contact the Northwest Bergen County Utilities Authority, 30 Wyckoff Avenue, P.O. Box 255, Waldwick, New Jersey 07463.

Financial Statements

THIS PAGE IS INTENTIONALLY LEFT BLANK

NORTHWEST BERGEN COUNTY UTILITIES AUTHORITY
COMPARATIVE STATEMENT OF NET POSITION
AS OF DECEMBER 31, 2019 AND 2018

	2019	Restated 2018
ASSETS		
Current Assets:		
Unrestricted:		
Cash and Cash equivalents	\$ 7,741,394	\$ 5,560,148
Accounts Receivable	306,792	266,161
Intergovernmental Receivable	3,096	3,096
Inventory	772,488	686,856
Prepaid Items	116,391	118,029
	8,940,161	6,634,290
Restricted:		
Project Construction Fund (NJIB)		
Loan Receivable-NJIB	6,282,584	604,191
Operation Account		
Cash and Cash Equivalents	2,935,699	2,875,064
Accrued Interest Receivable	2,640	1,030
Bond/Loan Service Account		
Cash and Cash Equivalents	1,074,457	1,048,093
Accrued Interest Receivable	-	364
Bond/Loan Reserve Account		
Cash and Cash Equivalents	882,020	886,875
Accrued Interest Receivable	-	207
Renewal and Replacement Account		
Cash and Cash Equivalents	4,224,581	3,424,581
Accrued Interest Receivable	-	1,039
	15,401,981	8,841,444
Total Restricted Assets	15,401,981	8,841,444
Total Current Assets	24,342,142	15,475,734
Capital Assets:		
Land	1,372,226	1,372,226
Construction in Progress	18,370,115	12,550,537
Treatment Plant and Collection System	94,683,748	94,683,748
Property and Equipment	14,669,628	14,669,628
Less: Accumulates Depreciation	(70,060,714)	(67,915,039)
	59,035,003	55,361,100
Total Capital Assets (net of accumulated depreciation)	59,035,003	55,361,100
TOTAL ASSETS	83,377,145	70,836,834

The accompanying "Notes to the Financial Statements" are an integral part of this report.

NORTHWEST BERGEN COUNTY UTILITIES AUTHORITY
COMPARATIVE STATEMENT OF NET POSITION
AS OF DECEMBER 31, 2019 AND 2018

	2019	Restated 2018
<u>DEFERRED OUTFLOWS OF RESOURCES</u>		
Deferred Savings on Refunding	\$ 216,617	\$ 259,940
Deferred Outflows Related to Pensions	2,975,264	2,975,264
Deferred Outflows Related to OPEB	5,276	5,276
TOTAL DEFERRED OUTFLOWS OF RESOURCES	3,197,157	3,240,480
<u>LIABILITIES</u>		
Current Liabilities:		
Payable from Unrestricted Assets:		
Accounts Payable	\$ 447,345	\$ 454,657
Accounts Payable - Pension Related	575,790	575,790
Escrow Deposits Payable	5,000	5,000
Unearned Revenues	900	32,010
Other Liabilities	31,012	2,250
Total Current Liabilities Payable from Unrestricted Assets	1,060,047	1,069,707
Payable from Restricted Assets:		
Revenue Bonds and Loans Payable	1,571,851	1,614,625
NJIB/NJEIT Notes Payable	11,493,644	-
Accrued Interest on Bonds and Loans	153,253	173,868
Total Current Liabilities Payable from Restricted Assets	13,218,748	1,788,493
Non-Current Liabilities		
Revenue Bonds and Loans Payable	15,661,347	17,233,198
Accrued Compensated Absences	289,855	263,057
Net Pension Obligation	10,596,472	10,596,472
Net OPEB Obligation	9,984,179	9,984,179
Total Non-Current Liabilities	36,531,853	38,076,906
TOTAL LIABILITIES	\$ 50,810,648	\$ 40,935,106

The accompanying "Notes to the Financial Statements" are an integral part of this report.

NORTHWEST BERGEN COUNTY UTILITIES AUTHORITY
COMPARATIVE STATEMENT OF NET POSITION
AS OF DECEMBER 31, 2019 AND 2018

	<u>2019</u>	<u>Restated 2018</u>
<u>DEFERRED INFLOWS OF RESOURCES</u>		
Deferred Inflows:		
Deferred Savings on Refunding	\$ 76,854	\$ 83,854
Deferred Inflows Related to Pensions	4,163,976	4,163,976
Deferred Inflows Related to OPEB	5,165,334	5,165,334
Unamortized Premiums	<u>713,798</u>	<u>830,682</u>
TOTAL DEFERRED INFLOWS OF RESOURCES	<u>10,119,962</u>	<u>10,243,846</u>
 NET POSITION		
Net Investment in Capital Assets	36,016,710	36,462,872
Restricted:		
Operating Reserve Fund	2,938,339	2,876,094
Bond / Loan Service Fund	921,204	874,589
Bond / Loan Reserve Fund	882,020	887,082
Renewal and Replacement Fund	4,224,581	3,425,620
Unrestricted		
Designated for Capital Improvements	2,757,937	2,749,249
Undesignated	<u>(22,097,099)</u>	<u>(24,377,144)</u>
TOTAL NET POSITION	<u>\$ 25,643,692</u>	<u>\$ 22,898,362</u>

The accompanying "Notes to the Financial Statements" are an integral part of this report.

THIS PAGE IS INTENTIONALLY LEFT BLANK

NORTHWEST BERGEN COUNTY UTILITIES AUTHORITY
COMPARATIVE STATEMENT OF REVENUES, EXPENSES, AND CHANGES IN NET POSITION
FOR THE YEARS ENDED DECEMBER 31, 2019 AND 2018

	2019	Restated 2018
Operating Revenue:		
Member Service Fees	\$ 12,951,938	\$ 12,741,505
Sewer Connection Fees	1,209,140	501,170
Discharge Fees	3,000	14,400
Industrial Pretreatment Program	40,510	53,310
Outside Sludge	938,832	1,346,611
Collection System	71,228	66,630
Solar Renewable Energy Certificates	92,080	97,980
Miscellaneous	105,839	130,223
	<u>15,412,567</u>	<u>14,951,829</u>
Operating Expenses:		
Administrative and Executive:		
Salaries & Wages	698,704	666,080
Fringe Benefits	397,784	352,283
Other Expenses	596,479	683,366
Cost of Services:		
Salaries & Wages	3,668,452	3,789,010
Fringe Benefits	2,088,512	2,003,967
Other Expenses	3,033,617	3,431,887
Depreciation Expense	2,145,675	2,149,239
	<u>12,629,223</u>	<u>13,075,832</u>
Total Operating Expenses		
	<u>12,629,223</u>	<u>13,075,832</u>
Operating Income	<u>2,783,344</u>	<u>1,875,997</u>
Non-Operating Revenue (Expenses):		
Interest Income	223,435	168,214
Interest Expense	(342,010)	(383,346)
Amortization Expense	80,561	78,887
Costs of Issuance Expense	-	(30,439)
	<u>(38,014)</u>	<u>(166,684)</u>
Non-Operating Income (Loss)		
	<u>(38,014)</u>	<u>(166,684)</u>
Change In Net Position	2,745,330	1,709,313
Total Net Position - January 1,	<u>22,898,362</u>	<u>21,189,049</u>
Total Net Position - December 31,	<u>\$ 25,643,692</u>	<u>\$ 22,898,362</u>

The accompanying "Notes to the Financial Statements" are an integral part of this report.

THIS PAGE IS INTENTIONALLY LEFT BLANK

**NORTHWEST BERGEN COUNTY UTILITIES AUTHORITY
COMPARATIVE STATEMENT OF CASH FLOWS
FOR THE YEARS ENDED DECEMBER 31, 2019 AND 2018**

	2019	Restated 2018
Cash Flows from Operating Activities:		
Cash Received from Members	\$ 12,951,938	\$ 12,741,505
Cash Received from Other Operating Fees	2,283,049	1,807,960
Cash Paid to Suppliers	(6,172,753)	(6,343,979)
Cash Paid to Employees	(4,367,156)	(4,455,090)
Cash Received from Miscellaneous Fees	105,839	130,223
	<u>4,800,917</u>	<u>3,880,619</u>
Cash Flow from Capital and Related Financing Activities:		
Proceeds from NJEIT Loans Receivable	5,815,251	2,089,893
Temporary NJEIT Financing		(503,734)
Bond Principal Paid	(1,614,625)	(1,487,716)
Payment of Debt Issuance Costs		(30,439)
Interest Paid - Bonds and Loans	(342,010)	(383,346)
Acquisition of Fixed Assets	(5,819,578)	(2,990,873)
	<u>(1,960,962)</u>	<u>(3,306,215)</u>
Cash Flows from Investing Activities:		
Interest Received	223,435	165,574
	<u>223,435</u>	<u>165,574</u>
Net Cash Provided by (Used for) Investing Activities		
	<u>223,435</u>	<u>165,574</u>
Net Increase/(Decrease) in Cash and Cash Equivalents	3,063,390	739,978
Cash and Cash Equivalents, January 1,	<u>13,794,761</u>	<u>13,054,783</u>
Cash and Cash Equivalents December, 31,	<u>\$ 16,858,151</u>	<u>13,794,761</u>
Analysis of Balance at December 31,		
Unrestricted - Cash and Cash Equivalents	7,741,394	5,560,148
Restricted - Cash and Cash Equivalents	9,116,757	8,234,613
	<u>16,858,151</u>	<u>13,794,761</u>

The accompanying "Notes to the Financial Statements" are an integral part of this report.

**NORTHWEST BERGEN COUNTY UTILITIES AUTHORITY
COMPARATIVE STATEMENT OF CASH FLOWS
FOR THE YEARS ENDED DECEMBER 31, 2019 AND 2018**

	2019	Restated 2018
Operating Income	\$ 2,783,344	\$ 1,875,997
Adjustments to Reconcile Operating Income to Net Cash		
Provided by Operating Activities		
Depreciation Expense	2,145,675	2,149,239
(Increase)/Decrease in Accounts Receivable	(40,631)	(266,161)
(Increase)/Decrease in Inventory	(85,632)	4,876
(Increase)/Decrease in Prepaid Items	1,638	26,267
Increase/(Decrease) in Accounts Payable	(7,312)	141,906
Increase/(Decrease) in Accrued Salary and Related Benefits		(37,709)
Increase/(Decrease) in Accrued Compensated Absences	26,798	(7,816)
Increase/(Decrease) in Other Liabilities	8,147	
Increase/(Decrease) in Unearned Revenue	(31,110)	(5,980)
Total Adjustments	2,017,573	2,004,622
NET CASH PROVIDED BY OPERATING ACTIVITIES	\$ 4,800,917	\$ 3,880,619

The accompanying "Notes to the Financial Statements" are an integral part of this report.

Notes to Financial Statements

THIS PAGE IS INTENTIONALLY LEFT BLANK

NORTHWEST BERGEN COUNTY UTILITIES AUTHORITY

NOTES TO FINANCIAL STATEMENTS FOR THE YEARS ENDED DECEMBER 31, 2019 AND 2018

1. GENERAL

The Northwest Bergen County Utilities Authority, successor agency to the Northwest Bergen County Sewer Authority, a public body corporate and politic of the State of New Jersey, was created pursuant to the laws of the State of New Jersey, Chapter 123, P.L. 1946 (as amended and supplemented by N.J.S.A. 40:14B-1) by virtue of a resolution of the Board of Chosen Freeholders of the County of Bergen (the "County") adopted July 23, 1952. The Authority commenced operations in 1969 by providing wastewater collection and treatment services to six municipalities. Currently, the Authority provides wastewater collection and treatment services to ten municipalities.

The Authority operates under the provisions of the Municipal and County Utilities Authorities Law (the "Act") and has broad powers under the Act including, among others, the following: to retain, operate and administer its property; to provide for bonds and to secure their payment and rights of holders thereof; to charge and collect service charges for the use of its facilities and to revise such service charges to ensure that the revenues of the Authority will at all times be adequate to pay all operating and maintenance expenses, including reserves, insurance, extensions and replacements, and to pay the principal of and the interest on any bonds or loans, and to maintain such reserves or sinking funds therefore as may be required by the terms of any contract of the Authority; and to make and enforce rules and regulations for the management of its business and affairs.

The Authority is governed by a Board of Commissioners (the "Board") consisting of nine members, each of whom is appointed by the Bergen County Executive with the advice and consent of the Board of Chosen Freeholders. The Act provides that alternate Commissioners may be appointed. In addition, the County Executive has veto power over the actions of the Board of Commissioners. An Executive Director is appointed by the Board and functions as Chief Executive Officer responsible for the daily operations of the Authority. The Authority would be includable as a component unit of the County of Bergen.

Component units are legally separate organizations for which the Authority is financially accountable or other organizations for which the nature and significance of their relationship with the primary government is such that exclusion would cause the reporting entity's financial statements to be misleading or incomplete. The Authority is financially accountable for an organization if the Authority appoints a voting majority of the organization's board, and (1) the Authority is able to significantly influence the programs or services performed or provided by the organization; or (2) the Authority is legally entitled to or can otherwise access the organization's resources; the Authority is legally obligated or has otherwise assumed the responsibility to finance the deficits of, or provide financial support to, the organization; or the Authority is obligated for the debt of the organization. Component units may also include organizations that are fiscally dependent on the Authority in that the Authority approves the budget, the issuance of debt or the levying of taxes. Based on the foregoing criteria, the Authority has no component units.

NORTHWEST BERGEN COUNTY UTILITIES AUTHORITY

NOTES TO FINANCIAL STATEMENTS
FOR THE YEARS ENDED DECEMBER 31, 2019 AND 2018
(continued)

2. SUMMARY OF SIGNIFICANT ACCOUNTING POLICIES

The following is a summary of the more significant accounting policies:

A. Basis of Presentation

The financial statements of the Northwest Bergen County Utilities Authority have been prepared in accordance with generally accepted accounting principles (GAAP) applicable to enterprise funds of state and local governmental units. Enterprise funds are used to account for operations that are financed and operated in a manner similar to private business enterprises - where the intent of the governing body is that the costs (expenses, including depreciation) of providing services to the general public on a continuing basis be financed or recovered primarily through user charges, or where the governing body has decided that the periodic determination of revenues earned, expenses incurred, and or net income is appropriate for capital maintenance, public policy, accountability or other purposes. The Governmental Accounting Standards Board GASB is the accepted standard-setting body for establishing governmental accounting and financial reporting principles. The Authority also applies Financial Accounting Standards Board (FASB) statements and interpretations issued on or before November 30, 1989, provided they do not conflict with or contradict GASB pronouncements. The significant of the Authority's accounting policies are described below.

On January 1, 2013, the Authority adopted the provisions of Governmental Accounting Standards Board Statement No. 63, *Financial Reporting of Deferred Outflows of Resources, Deferred Inflows of Resources, and Net Position*, which amends the net asset reporting requirement of Statement No. 34, *Basic Financial Statements - and Management's Discussion and Analysis - for State and Local Governments*, and other pronouncements by incorporating deferred outflows from resources and deferred inflows of resources into the definitions of the required components of the residual measure and by renaming that measure as net position, rather than net assets. The classifications of net position are defined as follows:

- *Net Investment in Capital Assets* - This component of net position consists of capital assets, including restricted capital assets, net of accumulated depreciation and reduced by the outstanding balances of any bonds, mortgages, notes, or other borrowings that are attributable to the acquisition, construction, or improvement of those assets. If there are any significant unspent related debt proceeds at year-end, the portion of the debt attributable to the unspent proceeds are not included in the calculation of net investment in capital assets. Rather that portion of the debt is included in the same net position component as the unspent proceeds.

NORTHWEST BERGEN COUNTY UTILITIES AUTHORITY

NOTES TO FINANCIAL STATEMENTS
FOR THE YEARS ENDED DECEMBER 31, 2019 AND 2018
(continued)

2. SUMMARY OF SIGNIFICANT ACCOUNTING POLICIES, (continued)

A. Basis of Presentation, (continued)

- *Restricted* - This component of net position consists of constraints placed on net position used through external constraints imposed by creditors (such as through debt covenants), grantors, contributors, or laws or regulations of other governments or constraints imposed by law through constitutional provisions or enabling legislation.
- *Unrestricted* - This component of net position consists of net position that do not meet the definition of "restricted" or "net investment in capital assets."

B. Basis of Accounting

The Northwest Bergen County Utilities Authority prepares its financial statements on the accrual basis of accounting in accordance with generally accepted accounting principles. Under the accrual basis of accounting, revenues are recognized when they are earned and expenses are recognized when the liability is incurred.

C. Grants

Contributions received from Federal and State grants are recorded in the period received. Grants externally restricted for non-operating purposes are recorded as a change in invested in capital assets, net of related debt.

D. Prepaid Items

Certain payments to vendors affect costs applicable to future accounting periods and are recorded as prepaid items in the financial statements. The cost of prepaid items is recorded as expenditures/expenses when consumed rather than when purchased.

E. Accounts Receivable

All receivables are reported at their gross value and where appropriate, are reduced by the estimated portion that is expected to be uncollectible.

F. Inventory

The Authority utilizes the consumption method of accounting for inventories whereas they report the inventories they purchase as an asset and defer the recognition of an expenditure until the period in which the inventories are actually consumed.

NORTHWEST BERGEN COUNTY UTILITIES AUTHORITY

NOTES TO FINANCIAL STATEMENTS
FOR THE YEARS ENDED DECEMBER 31, 2019 AND 2018
(continued)

2. SUMMARY OF SIGNIFICANT ACCOUNTING POLICIES, (continued)

G. Property, Plant and Equipment

Property, plant and equipment is stated at cost which includes direct construction costs and other expenditures related to construction.

System construction costs are charged to construction in progress until such time as given segments of the system are completed and put into operation.

Depreciation is determined on a straight-line basis for all plant and equipment. Depreciation is provided over the following estimated useful lives:

Treatment Plant	40 years
Collection System	40 years
Pumping Stations	40 years
Machinery and Equipment	5-15 years
Vehicles	5 years

Depreciation on assets acquired with grants-in-aid and contributed capital assets is recorded as a reduction of net position.

H. Restricted Accounts

Under the Bond Resolution dated December 19, 1972 and the Trust Indenture dated September 1, 1984, the following funds are required to be created and held by the Authority's Trustee:

- A) Revenue Fund
- B) Operating Fund
- C) Bond Service Fund
- D) Bond (Loan) Reserve Fund
- E) Renewal and Replacement Fund
- F) General Fund
- G) Construction Fund

Each of the above funds represents separate accounts held by a trustee. In addition to the funds listed above, the Authority maintains an Operating Account and General Improvement Account, which is held by the Authority.

NORTHWEST BERGEN COUNTY UTILITIES AUTHORITY

NOTES TO FINANCIAL STATEMENTS
FOR THE YEARS ENDED DECEMBER 31, 2019 AND 2018
(continued)

2. **SUMMARY OF SIGNIFICANT ACCOUNTING POLICIES, (continued)**

H. **Restricted Accounts, (continued)**

In accordance with the bond resolution, as amended and supplemented, the Authority has established the following cash and investment accounts for the deposit of all revenue received by the Authority:

Project Construction Fund Account – To account for all financial resources received by the Authority for the payment of costs related to the construction, acquisition or restoration of the systems. All moneys in the Construction Fund Account are hereby pledged pending their application to other purposes or disbursement or transfer to other funds, to secure the payment of the principal or redemption price of and interest on bonds.

Operating Fund Account – To account for the payment of all operating costs of the Authority.

Bond/Loan Service Fund Account – To account for the accumulation of resources for the payment of principal and interest due during the current fiscal year on outstanding bonds and loans.

Bond/Loan Reserve Fund Account – To account for funds held in accordance with the Bond Resolution to meet the Bond Reserve requirement, an amount which is equal to the maximum annual debt service on outstanding bonds. Also, New Jersey Wastewater Trust required an amount which is equal to the maximum annual debt service on outstanding loans.

Renewal and Replacement Fund Account – To account for the accumulation of resources to meet the renewal and replacement reserve requirement, as certified by the Authority's consulting engineers, in accordance with the Bond Resolution. The Trustee can withdraw from this fund, upon a certification of the consulting engineers, for the use of reasonable and necessary expenses of the Authority with respect to making of improvements, constructions, reconstructions, replacements, modifications, renewals, major repairs or maintenance or other items not recurring annually or at shorter intervals with respect to the system or any portion thereof. If on any payment date there are insufficient monies in the bond service account and the bond reserve account to pay interest or a principal installment on any bonds when due and the Authority has exhausted the General Account, the Authority has just cause to use monies from the Renewal and Replacement Fund sufficient to pay the interest and/or principal payments when due.

I. **Allowance for Doubtful Accounts**

The Authority has not established an allowance for doubtful accounts.

NORTHWEST BERGEN COUNTY UTILITIES AUTHORITY

NOTES TO FINANCIAL STATEMENTS
FOR THE YEARS ENDED DECEMBER 31, 2019 AND 2018
(continued)

2. SUMMARY OF SIGNIFICANT ACCOUNTING POLICIES, (continued)

J. Operating Fund Budget

The budget amounts included in the statement of budget revenues and statement of budget expenditures were approved in accordance with the requirements of the "Local Finance Board" of the State of New Jersey, and were adopted by the Authority after legal advertisement and public hearing.

K. Use of Estimates

The process of preparing financial statements in conformity with generally accepted accounting principles requires the use of estimates and assumptions that affect the reported amounts of assets and liabilities and disclosure of contingent assets and liabilities at the date of the financial statements and the reported amounts of revenues and expenses during the reporting period. The Authority uses estimates to determine the useful life of depreciable assets. Actual results could differ from those estimates.

L. Deferred Outflows and Deferred Inflows of Resources

The Statement of Net Position reports separate sections for deferred outflows of resources and deferred inflows of resources. Deferred outflows of resources, reported after total assets, represents a reduction of net position that applies to a future period(s) and will be recognized as an outflow of resources (expense) at that time. Deferred inflows of resources, reported after total liabilities, represents an acquisition of net position that applies to a future period(s) and will be recognized as an inflow of resources (revenue) at that time.

Transactions are classified as deferred outflows of resources and deferred inflow of resources only when specifically prescribed by the Governmental Accounting Standards Board (GASB) standards. The Authority is required to report the following as deferred outflows of resources and deferred inflows of resources:

Defined Benefit Pension Plans - The difference between expected (actuarial) and actual experience, changes in actuarial assumptions, net difference between projected (actuarial) and actual earnings on pension plan investments, changes in the Authority's proportion of expenses and liabilities to the pension as a whole, differences between the Authority's pension contribution and its proportionate share of contributions, and the Authority's pension contributions subsequent to the pension valuation measurement date.

Deferred Loss on Refunding of Bonds - Deferred loss on refunding arising from the issuance of revenue refunding bonds, is recorded as a deferred outflow of resources. The deferred loss is amortized in a systematic and rational method as a component of interest expense.

NORTHWEST BERGEN COUNTY UTILITIES AUTHORITY

NOTES TO FINANCIAL STATEMENTS
FOR THE YEARS ENDED DECEMBER 31, 2019 AND 2018
(continued)

2. SUMMARY OF SIGNIFICANT ACCOUNTING POLICIES, (continued)

L. Deferred Outflows and Deferred Inflows of Resources, (continued)

Bond Discounts/Bond Premiums - Bond discounts/bond premiums arising from the issuance of long-term debt (bonds) are amortized over the life of the bonds, in a systematic and rational method, from the issue date to maturity as a component of interest expense.

M. Compensated Absences

Compensated absences are those absences for which employees will be paid, such as vacation, sick leave, and sabbatical leave. A liability for compensated absences that are attributable to services already rendered, and that are not contingent on a specific event that is outside the control of the Authority and its employees, is accrued as the employees earn the rights to the benefits. Compensated absences that relate to future services, or that are contingent on a specific event that is outside the control of the Authority and its employees, are accounted for in the period in which such services are rendered or in which such events take place.

N. Unearned Revenue

Unearned revenue arises when assets are recognized before revenue recognition criteria have been satisfied and are recorded as a liability until the revenue is both measurable and the Authority is eligible to realize the revenue.

O. Net Position

Net position represent the difference between assets and deferred outflows of resources and liabilities and deferred inflows of resources. Net investment in capital assets consists of capital assets, net of accumulated depreciation, reduced by the outstanding balances of any borrowings used for the acquisition, construction or improvement of those assets. Net position are reported as restricted when there are limitations imposed on their use either through the enabling legislation adopted by the Authority or through external restrictions imposed by creditors, grantors or laws or regulations of other governments.

P. Recent Accounting Pronouncements

The Government Accounting Standards Board issued GASB Statement No. 88, Certain Disclosures Related to Debt, Including Direct Borrowings and Direct Placement. The objective of this Statement is to improve consistency in the information that is disclosed in notes to government financial statements related to debt, including direct borrowings and direct placements,

NORTHWEST BERGEN COUNTY UTILITIES AUTHORITY

NOTES TO FINANCIAL STATEMENTS
FOR THE YEARS ENDED DECEMBER 31, 2019 AND 2018
(continued)

2. SUMMARY OF SIGNIFICANT ACCOUNTING POLICIES, (continued)

P. Recent Accounting Pronouncements, (continued)

and to provide financial statement users with additional essential information about debt. This Statement is effective for reporting periods beginning after June 15, 2018. The Authority believes this may impact the disclosures relating to debt in the notes to the financial statements.

In June 2018, the Government Accounting Standards Board issued GASB Statement No. 89, Accounting for Interest Cost Incurred before the End of a Construction Period. This Statement requires that interest cost incurred before the end of a construction period be recognized as an expense in the period in which the cost is incurred for financial statements prepared using the economic resources measurement focus. As a result, interest cost incurred before the end of a construction period will not be included in the historical cost of a capital asset reported in a business-type activity or enterprise fund. This Statement also reiterates that in financial statements prepared using the current financial resources measurement focus, interest cost incurred before the end of a construction period should be recognized as an expenditure on a basis consistent with governmental fund accounting principles. This Statement is effect for fiscal years beginning after December 15, 2019, though earlier application is encouraged. The Authority believes this Statement may impact the reporting of certain interest payments previously recorded as capital expenditures.

In August 2018, the Government Accounting Standards Board issued GASB Statement No. 90, Majority Equity Interests – An Amendment of GASB Statements No. 14 and No. 61. This Statement improves the consistency and comparability of reporting a government's majority equity interest in a legally separate organization and improves the relevance of financial statement information for certain component units. The Authority does not believe this Statement will have any effect on future financial statements.

In May 2019, the Government Accounting Standards Board issued GASB Statement No. 91, Conduit Debt Obligations. This Statement provides a single method of reporting conduit debt obligations by issuers and eliminates diversity in practice associated with (1) commitments extended by issuers, (2) arrangements associated with conduit debt obligations, and (3) related note disclosures. This Statement achieves those objectives by clarifying the existing definition of a conduit debt obligation; establishing that a conduit debt obligation is not a liability of the issuer; establishing standards for accounting and financial reporting of additional commitments and voluntary commitments extended by issuers and arrangements associated with conduit debt obligations; and improving required note disclosures. This Statement is effective for reporting periods beginning after December 15, 2020. The Authority does not believe this Statement will have any effect on future financial statements.

NORTHWEST BERGEN COUNTY UTILITIES AUTHORITY

NOTES TO FINANCIAL STATEMENTS
FOR THE YEARS ENDED DECEMBER 31, 2019 AND 2018
(continued)

2. SUMMARY OF SIGNIFICANT ACCOUNTING POLICIES, (continued)

P. Recent Accounting Pronouncements, (continued)

In January 2020, the Government Accounting Standards Board issued GASB Statement No. 92, *Omnibus*. This Statement enhances comparability in accounting and financial reporting and improves the consistency of authoritative literature by addressing practice issues that have been identified during implementation and application of certain GASB Statements. This Statement addresses a variety of topics and includes specific provisions. The Authority does not believe this Statement will have any effect on future financial statements.

3. CASH AND CASH EQUIVALENTS AND INVESTMENTS

Cash and cash equivalents includes change funds, petty cash, amounts in deposits, and short term investments with original maturities of three months or less.

As of December 31, 2019 and 2018, cash and cash equivalents of the Northwest Bergen County Utilities Authority consisted of the following:

	<u>2019</u>	<u>2018</u>
Checking and Savings Accounts	\$4,992,687	\$4,638,790
Short Term Money Market Accounts	<u>11,865,464</u>	<u>9,155,971</u>
	<u>\$16,858,151</u>	<u>\$13,794,761</u>
Restricted Accounts	\$9,116,757	\$8,234,613
Unrestricted Accounts	<u>7,741,394</u>	<u>5,560,148</u>
	<u>\$16,858,151</u>	<u>\$13,794,761</u>

NORTHWEST BERGEN COUNTY UTILITIES AUTHORITY

NOTES TO FINANCIAL STATEMENTS
FOR THE YEARS ENDED DECEMBER 31, 2019 AND 2018
(continued)

3. CASH AND CASH EQUIVALENTS AND INVESTMENTS, (continued)

Custodial Credit Risk – Deposits

Deposits

New Jersey statutes permit the deposit of public funds in institutions located in New Jersey which are insured by the Federal Deposit Insurance Corporation (FDIC), or by any other agencies of the United States that insures deposits.

Custodial credit risk is the risk that in the event of a bank failure, the government's deposit may not be returned to it. The Authority's policy is based on New Jersey statutes requiring cash be deposited only in New Jersey based on banking institutions that participate in New Jersey Governmental Depository Protection Act (GUDPA) or in a qualified investment established in New Jersey Statutes 40A:5-15.1(a) that are treated as cash equivalents. As of December 31, 2019 and 2018, \$-0- of the Authority's bank balances were exposed to custodial risk.

Investments

The Authority is required by its Bond Resolutions and Trust Indenture to maintain each of its investments in the Fund (account) in which the investment is made. In all accounts, except the operating account, the securities and the underlying collateral are held by the Bond Trustees and are within their care, custody and control. The type, quality and length of time of investment are regulated by the Bond Resolution and Trust Indenture.

Under the Authority's Bond Resolution and Trust Indenture, the following investments are permitted:

- (a) Any direct and general obligation of, or any obligation fully and unconditionally guaranteed by the United States of America;
- (b) Any bond, debenture, note or other evidence of indebtedness issued by any of the following Federal agencies: Government National Mortgage Association, Federal Home Loan Bank, Tennessee Valley Authority, Farmers Home Administration, Export-Import Bank, Federal Financing Bank and Student Loan Marketing Association;
- (c) Any other bond, debenture, note or other evidence of indebtedness issued by the Federal National Mortgage Association to the extent such obligation is guaranteed by the Government National Mortgage Association;

NORTHWEST BERGEN COUNTY UTILITIES AUTHORITY

NOTES TO FINANCIAL STATEMENTS
FOR THE YEARS ENDED DECEMBER 31, 2019 AND 2018
(continued)

3. CASH AND CASH EQUIVALENTS AND INVESTMENTS, (continued)

Investments, (continued)

- (d) Any Public Housing Bond issued by any Public Housing Authority and fully secured as to the payment of both principal and interest by a pledge of annual contributions under an Annual Contribution Contract or Contracts with the United States of America; or any Project Note issued by any Public Housing Authority or Local Public Agency, in each case fully secured as to the payment of both principal and interest by a requisition or payment agreement with the United States of America;
- (e) Direct and general obligations of (i) the State of New Jersey, or (ii) of any state of the United States of America, to the payment of the principal of and interest on which the full faith and credit of such state is pledged, provided that at the time of their purchase such obligations are rated in either of the two highest rating categories by a nationally recognized bond rating agency;
- (f) Interest-bearing time deposits or negotiable certificates of deposit issued by any bank, trust company, or savings and loan institution organized under the laws of the United States, any state of the United States of America, or any national banking association (including the Trustee), provided that such certificates of deposit shall be (1) continuously and fully insured by the Federal Deposit Insurance Corporation or Federal Savings and Loan Insurance Corporation, or (2) at any one time do not exceed, in the aggregate, five percent (5%) of the total capital stock, surplus and undivided earnings of any such bank, trust company, national banking association, or savings and loan institution or (3) continuously and fully secured by such securities as are described above in clauses (a) through (d) which are legal for investment under the laws of the State of New Jersey for funds of the Authority, and which shall have a market value (exclusive of accrued interest) at all times at least equal to the principal amount of such certificates of deposit and shall be lodged with the Trustee, as custodian, by the bank, trust company or national banking association issuing such certificates of deposit, and the bank, trust company or national banking association issuing each such certificate of deposit required to be so secured shall furnish the Trustee with an undertaking satisfactory to it that the aggregate market value of all such obligations securing each such certificate of deposit will at all times be an amount equal to the principal amount of each such certificate of deposit and the Trustee Bonds shall be entitled to rely on each such undertaking; and
- (g) Any repurchase with (i) any bank or trust company organized under the laws of any state of the United States of America or any national banking association (including the Trustee) or (ii) with a Government bond dealer reporting to, trading with, and recognized as a primary dealer by the Federal Reserve Bank of New York, which repurchase agreement is secured by any one or more of the securities described in clauses (a) through (c) above.

NORTHWEST BERGEN COUNTY UTILITIES AUTHORITY

NOTES TO FINANCIAL STATEMENTS
FOR THE YEARS ENDED DECEMBER 31, 2019 AND 2018
(continued)

3. CASH AND CASH EQUIVALENTS AND INVESTMENTS, (continued)

Investments, (continued)

As of December 31, 2019 and 2018, the Authority had no investments.

Custodial Credit Risk – Investments

For an investment, this is the risk, that in the event of the failure of the counterparty, the Authority will not be able to recover the value of its investments or collateral securities that are held by an outside party. The Authority does not have a policy for custodial risk. As of December 31, 2019 and 2018, \$-0- of the Authority's investments were exposed to custodial credit risk.

Interest Rate Risk

The Authority does not have a formal investment policy that limits investment maturities as a means of managing its exposure to fair value losses arising from increasing interest rates. However, New Jersey Statutes 40A:5-15.1(a) limits the length of time for most investments to 397 days.

Credit Risk

New Jersey Statutes 40A:5-15.1(a) limits municipal investment maturities to those specified in the Statutes. The type of allowable investments are Bonds of the United States of America or the local unit or school districts of which the local unit is part of: obligations of federal agencies not exceeding 397 days; government money market mutual funds; local government investment pools; or repurchase of fully collateralized securities.

Concentration of Credit Risk

The Authority places no limit on the amount it may invest in any one issuer.

4. NEW JERSEY ENVIRONMENTAL INFRASTRUCTURE TRUST

The Authority issued bonds through the New Jersey Environmental Infrastructure Trust to finance various improvements to facilities and infrastructure. The proceeds of these bonds are held by the Trust until the Authority expends funds on the respective project. The Authority then submits for reimbursement of these expenditures from the Trust. The following is the remaining amount of funds to be received by the Trust:

NORTHWEST BERGEN COUNTY UTILITIES AUTHORITY

NOTES TO FINANCIAL STATEMENTS
FOR THE YEARS ENDED DECEMBER 31, 2019 AND 2018
(continued)

4. NEW JERSEY ENVIRONMENTAL INFRASTRUCTURE TRUST, (continued)

<u>2019</u>	<u>Balance</u> <u>Dec. 31, 2018</u>	<u>New</u> <u>Financing</u>	<u>Funds/Credits</u> <u>Received</u>	<u>Balance</u> <u>Dec. 31, 2019</u>
Series 2014:				
Trust Portion	\$13,710*	\$	\$13,710	\$0
Series 2015:				
Trust Portion	92,822			92,822
Fund Portion	278,462			278,462
Series 2018:				
Trust Portion	54,800		5,786	49,014
Fund Portion	164,397		17,357	147,040
Series 2019A:				
Fund Portion		6,452,222	2,010,296	4,441,926
Series 2019B:				
Fund Portion		3,861,386	3,216,206	645,180
Series 2019C:				
Fund Portion		1,080,036	551,896	528,140
Series 2019D:				
Fund Portion	<u> </u>	<u>100,000</u>	<u> </u>	<u>100,000</u>
	<u>\$604,191</u>	<u>\$11,493,644</u>	<u>\$5,815,251</u>	<u>\$6,282,584</u>
<u>2018</u>	<u>Balance</u> <u>Dec. 31, 2017</u>	<u>New</u> <u>Financing</u>	<u>Funds/Credits</u> <u>Received</u>	<u>Balance</u> <u>Dec. 31, 2018</u>
Series 2014:				
Trust Portion	\$32,889	\$	\$19,179	\$13,710*
Series 2015:				
Trust Portion	97,988		5,166	92,822
Fund Portion	293,959		15,497	278,462
Series 2018:				
Trust Portion	-	569,750	514,950	54,800
Fund Portion	<u>-</u>	<u>1,709,248</u>	<u>1,544,851</u>	<u>164,397</u>
	<u>\$424,836</u>	<u>\$2,278,998</u>	<u>\$2,099,643</u>	<u>\$604,191</u>

*Trust balance was deobligated in 2016. The remaining balance will be applied as project credits in future years.

NORTHWEST BERGEN COUNTY UTILITIES AUTHORITY

NOTES TO FINANCIAL STATEMENTS
FOR THE YEARS ENDED DECEMBER 31, 2019 AND 2018

(continued)

5. PROPERTY, PLANT AND EQUIPMENT

Reference is made to Note 2 for information related to property. A summary of property, plant and equipment for the years ended December 31, 2019 and 2018 is as follows:

<u>2019</u>	<u>Balance Dec. 31, 2018</u>	<u>Increases</u>	<u>Decreases/ Adjustments</u>	<u>Balance Dec. 31, 2019</u>
Capital Assets, Not Being Depreciated:				
Land	\$1,372,226	\$	\$	\$1,372,226
Construction in Progress	<u>12,550,537</u>	<u>5,819,578</u>	<u> </u>	<u>18,370,115</u>
Total Capital Assets, Not Being Depreciated	<u>13,922,763</u>	<u>5,819,578</u>	<u> 0</u>	<u>19,742,341</u>
Capital Assets, Being Depreciated:				
Treatment Plant and Collection System	94,683,748		0	94,683,748
Property and Equipment	<u>14,669,628</u>	<u> </u>	<u> 0</u>	<u>14,669,628</u>
Total Capital Assets Being Depreciated	109,353,376	0	<u> 0</u>	109,353,376
Less: Accumulated Depreciation	<u>(67,915,039)</u>	<u>(2,145,675)</u>	<u> 0</u>	<u>(70,060,714)</u>
Total Capital Assets, Being Depreciated, Net	<u>41,438,337</u>	<u>(2,145,675)</u>	<u> 0</u>	<u>39,292,662</u>
Capital Assets, Net	<u>\$55,361,100</u>	<u>\$3,673,903</u>	<u>\$ 0</u>	<u>\$59,035,003</u>
<u>2018</u>	<u>Balance Dec. 31, 2017</u>	<u>Increases</u>	<u>Decreases/ Adjustments</u>	<u>Balance Dec. 31, 2018</u>
Capital Assets, Not Being Depreciated:				
Land	\$1,372,226	\$	\$	\$1,372,226
Construction in Progress	<u>14,340,898</u>	<u>3,146,750</u>	<u>4,937,111</u>	<u>12,550,537</u>
Total Capital Assets, Not Being Depreciated	<u>15,713,124</u>	<u>3,146,750</u>	<u>4,937,111</u>	<u>13,922,763</u>
Capital Assets, Being Depreciated:				
Treatment Plant and Collection System	89,435,177	4,794,980	(453,591)	94,683,748
Property and Equipment	<u>15,123,219</u>	<u> </u>	<u>453,591</u>	<u>14,669,628</u>
Total Capital Assets Being Depreciated	104,558,396	4,794,980	0	109,353,376
Less: Accumulated Depreciation	<u>(65,765,800)</u>	<u>(2,149,239)</u>	<u> 0</u>	<u>(67,915,039)</u>
Total Capital Assets, Being Depreciated, Net	<u>38,792,596</u>	<u>2,645,741</u>	<u> 0</u>	<u>41,438,337</u>
Capital Assets, Net	<u>\$54,505,720</u>	<u>\$5,792,491</u>	<u>\$4,937,111</u>	<u>\$55,361,100</u>

NORTHWEST BERGEN COUNTY UTILITIES AUTHORITY

NOTES TO FINANCIAL STATEMENTS
FOR THE YEARS ENDED DECEMBER 31, 2019 AND 2018
(continued)

6. BONDS AND LOANS PAYABLE

The Authority has the following bonds and loans outstanding as of December 31, 2019 and 2018:

	<u>Balance</u> <u>Dec. 31, 2018</u>	<u>Issued</u>	<u>Retirements/ Repayments</u>	<u>Balance</u> <u>Dec. 31, 2019</u>
Series 2008 Utility System Revenue Bonds	\$479,323	\$	\$159,774	\$319,549
Series 2009A Utility System Revenue Bonds	580,000		580,000	0
Series 2010B NJ Environmental Infrastructure Loan	2,120,049		165,000	1,955,049
Series 2012A NJ Environmental Infrastructure Loan	2,886,809		194,880	2,691,929
Series 2014A NJ Environmental Infrastructure Loan	396,809		24,619	372,190
Series 2015 NJ Environmental Infrastructure Loan	6,915,585		403,441	6,512,144
Series 2016A Utility System Revenue Refunding Bonds	3,200,000			3,200,000
Series 2018A NJ Environmental Infrastructure Loan	<u>2,269,248</u>		<u>86,911</u>	<u>2,182,337</u>
	<u>\$18,847,823</u>	<u>\$0</u>	<u>\$1,614,625</u>	<u>\$17,233,198</u>
Due Within One Year	1,614,625			1,571,851
Long-Term Debt	<u>17,233,198</u>			<u>15,661,347</u>
	<u>\$18,847,823</u>			<u>\$17,233,198</u>

Presented below is a summary of debt service requirements to maturity:

<u>Year</u>	<u>Principal</u>	<u>Interest</u>	<u>Total</u>
2020	\$1,662,625	\$335,697	\$1,998,322
2021	1,696,625	302,369	1,998,994
2022	1,571,851	267,641	1,839,492
2023	1,610,851	226,891	1,837,742
2024	1,655,851	184,441	1,840,292
2025	980,851	137,541	1,118,392
2026-2030	5,060,689	439,942	5,500,631
2031-2035	2,642,093	110,113	2,752,206
2036-2038	<u>351,762</u>	<u>9,600</u>	<u>361,362</u>
	<u>\$17,233,198</u>	<u>\$2,014,235</u>	<u>\$19,247,433</u>

NORTHWEST BERGEN COUNTY UTILITIES AUTHORITY

NOTES TO FINANCIAL STATEMENTS
FOR THE YEARS ENDED DECEMBER 31, 2019 AND 2018
 (continued)

6. BONDS AND LOANS PAYABLE, (continued)

Series 2008 Utility System Revenue Bonds

The Series 2008 Utility System Revenue Bonds were issued for the purposes of (i) constructing and equipping the Solar Energy Project and (ii) paying for a portion of the related costs of issuance. At December 31, 2019, the outstanding principal and interest on these bonds were as follows:

<u>Year</u>	<u>Principal</u>	<u>Interest</u>	<u>Total</u>
2020	\$159,775	\$3,356	\$163,131
2021	<u>159,774</u>	<u>1,678</u>	<u>161,452</u>
	<u>\$319,549</u>	<u>\$5,034</u>	<u>\$324,583</u>

Series 2010B Environmental Infrastructure Bonds

The Series 2010B Environmental Infrastructure Bonds were issued through the State of New Jersey Environmental Infrastructure Trust for the purpose of funding an incinerator upgrade. In 2015, the project was completed and the remaining portion of the loan was deobligated and used to defease or portion of the bonds payable. At December 31, 2019, the outstanding principal and interest on these bonds were as follows:

<u>Year</u>	<u>Trust Portion</u>		<u>Fund Portion</u>	<u>Total</u>
	<u>Principal</u>	<u>Interest</u>	<u>Principal</u>	
2020	\$73,000	\$49,305	\$90,000	\$212,305
2021	77,000	45,655	90,000	212,655
2022	82,000	41,805	90,000	213,805
2023	86,000	37,705	90,000	213,705
2024	86,000	33,405	90,000	209,405
2025	91,000	29,105	90,000	210,105
2026	96,000	24,555	90,000	210,555
2027	100,000	19,755	90,000	209,755
2028	109,000	15,255	90,000	214,255
2029	113,000	10,350	90,000	213,350
2030	<u>117,000</u>	<u>5,265</u>	<u>25,049</u>	<u>147,314</u>
	<u>\$1,030,000</u>	<u>\$312,160</u>	<u>\$925,049</u>	<u>\$2,267,209</u>

NORTHWEST BERGEN COUNTY UTILITIES AUTHORITY

NOTES TO FINANCIAL STATEMENTS
FOR THE YEARS ENDED DECEMBER 31, 2019 AND 2018
(continued)

6. BONDS AND LOANS PAYABLE, (continued)

Series 2012A Environmental Infrastructure Bonds

The Series 2012A Environmental Infrastructure Bonds were issued through the State of New Jersey Environmental Infrastructure Trust for the purpose of funding the Franklin Lakes sewer project. At December 31, 2019, the outstanding principal and interest on these bonds were as follows:

<u>Year</u>	<u>Trust Portion</u>		<u>Fund Portion</u>	<u>Total</u>
	<u>Principal</u>	<u>Interest</u>	<u>Principal</u>	
2020	\$90,000	\$57,812	\$109,880	\$257,692
2021	95,000	53,312	109,879	258,191
2022	100,000	48,562	109,880	258,442
2023	105,000	43,560	109,880	258,440
2024	110,000	38,312	109,880	258,192
2025	115,000	32,812	109,879	257,691
2026	120,000	27,062	109,880	256,942
2027	125,000	21,060	109,880	255,940
2028	130,000	17,312	109,880	257,192
2029	135,000	13,412	109,879	258,291
2030	140,000	9,192	109,879	259,071
2031	<u>145,000</u>	<u>4,712</u>	<u>73,253</u>	<u>222,965</u>
	<u>\$1,410,000</u>	<u>\$367,120</u>	<u>\$1,281,929</u>	<u>\$3,059,049</u>

NORTHWEST BERGEN COUNTY UTILITIES AUTHORITY

NOTES TO FINANCIAL STATEMENTS
FOR THE YEARS ENDED DECEMBER 31, 2019 AND 2018
(continued)

6. BONDS AND LOANS PAYABLE, (continued)

Series 2014A Environmental Infrastructure Bonds

The Series 2014A Environmental Infrastructure Bonds were issued through the State of New Jersey Environmental Infrastructure Trust for the purpose of funding the Franklin Lakes sewer project. At December 31, 2019, the outstanding principal and interest on these bonds were as follows:

<u>Year</u>	<u>Trust Portion</u>		<u>Fund Portion</u>	<u>Total</u>
	<u>Principal</u>	<u>Interest</u>	<u>Principal</u>	
2020	\$10,000	\$8,225	\$14,618	\$32,843
2021	15,000	7,725	14,619	37,344
2022	15,000	6,975	14,619	36,594
2023	15,000	6,225	14,618	35,843
2024	15,000	5,475	14,619	35,094
2025	15,000	4,725	14,619	34,344
2026	15,000	4,275	14,618	33,893
2027	15,000	3,825	14,619	33,444
2028	15,000	3,375	14,619	32,994
2029	15,000	2,925	14,618	32,543
2030	20,000	2,475	1,004	23,479
2031	20,000	1,875		21,875
2032	20,000	1,275		21,275
2033	20,000	650		20,650
	<u>\$225,000</u>	<u>\$60,025</u>	<u>\$147,190</u>	<u>\$432,215</u>

NORTHWEST BERGEN COUNTY UTILITIES AUTHORITY

NOTES TO FINANCIAL STATEMENTS
FOR THE YEARS ENDED DECEMBER 31, 2019 AND 2018
(continued)

6. BONDS AND LOANS PAYABLE, (continued)

Series 2015 Environmental Infrastructure Bonds

The Series 2015 Environmental Infrastructure Bonds were issued through the State of New Jersey Environmental Infrastructure Trust for Authority projects. At December 31, 2019, the outstanding principal and interest on these bonds were as follows:

<u>Year</u>	<u>Trust Portion</u>		<u>Fund Portion</u>	<u>Total</u>
	<u>Principal</u>	<u>Interest</u>	<u>Principal</u>	
2020	\$80,000	\$74,450	\$328,442	\$482,892
2021	85,000	70,450	328,442	483,892
2022	90,000	66,200	328,441	484,641
2023	95,000	61,700	328,442	485,142
2024	100,000	56,950	328,442	485,392
2025	105,000	51,950	328,441	485,391
2026	110,000	46,700	328,442	485,142
2027	115,000	41,200	328,442	484,642
2028	115,000	36,600	328,441	480,041
2029	120,000	32,000	328,442	480,442
2030	125,000	27,200	328,442	480,642
2031	130,000	22,200	328,441	480,641
2032	135,000	17,000	328,442	480,442
2033	140,000	11,600	328,441	480,041
2034	<u>150,000</u>	<u>6,000</u>	<u>218,961</u>	<u>374,961</u>
	<u>\$1,695,000</u>	<u>\$622,200</u>	<u>\$4,817,144</u>	<u>\$7,134,344</u>

NORTHWEST BERGEN COUNTY UTILITIES AUTHORITY

NOTES TO FINANCIAL STATEMENTS
FOR THE YEARS ENDED DECEMBER 31, 2019 AND 2018

(continued)

6. BONDS AND LOANS PAYABLE, (continued)

Series 2016A Utility System Revenue Refunding Bonds

The Series 2016A Utility System Revenue Refunding Bonds were issued to: (i) refund, on an advanced basis, the outstanding callable Utility System Revenue Bonds, Series 2009A, maturing on July 15, in each of the years 2020 through 2024, inclusive, in the aggregate principal amount of \$3,220,000; (ii) fund the Bond Reserve requirement, if any, and (iii) finance cost of issuance to be incurred in connection therewith through the issuance of its Utility System Revenue Refunding Bonds, 2016 Series A.

<u>Year</u>	<u>Principal</u>	<u>Interest</u>	<u>Total</u>
2020	\$600,000	\$118,350	\$718,350
2021	615,000	100,350	715,350
2022	635,000	81,900	716,900
2023	660,000	56,500	716,500
2024	<u>690,000</u>	<u>30,100</u>	<u>720,100</u>
	<u>\$3,200,000</u>	<u>\$387,200</u>	<u>\$3,587,200</u>

Series 2018 Environmental Infrastructure Bonds

The Series 2018 Environmental Infrastructure Bonds were issued through the New Jersey Infrastructure Bank (formerly the New Jersey Environmental Infrastructure Trust) for Authority projects. At December 31, 2019, the outstanding principal and interest on these bonds were as follows:

<u>Year</u>	<u>Trust Portion</u>		<u>Fund Portion</u>	
	<u>Principal</u>	<u>Interest</u>	<u>Principal</u>	<u>Total</u>
2020	\$20,000	\$24,200	\$86,911	\$131,111
2021	20,000	23,200	86,911	130,111
2022	20,000	22,200	86,911	129,111
2023	20,000	21,200	86,911	128,111
2024	25,000	20,200	86,911	132,111
2025	25,000	18,950	86,911	130,861
2026	25,000	17,700	86,911	129,611
2027	25,000	16,450	86,911	128,361
2028	30,000	15,200	86,911	132,111
2029	30,000	14,000	86,911	130,911
2030	30,000	12,800	86,911	129,711
2031	30,000	11,600	86,911	128,511
2032	35,000	10,400	86,911	132,311
2033	35,000	9,000	86,911	130,911
2034	35,000	7,600	86,911	129,511
2035	35,000	6,200	86,911	128,111
2036	40,000	4,800	86,910	131,710
2037	40,000	3,200	86,910	130,110
2038	<u>40,000</u>	<u>1,600</u>	<u>57,941</u>	<u>99,541</u>
	<u>\$560,000</u>	<u>\$260,500</u>	<u>\$1,622,337</u>	<u>\$2,442,837</u>

NORTHWEST BERGEN COUNTY UTILITIES AUTHORITY

NOTES TO FINANCIAL STATEMENTS
FOR THE YEARS ENDED DECEMBER 31, 2019 AND 2018
(continued)

7. NOTES PAYABLE

	<u>Balance</u> <u>Dec. 31, 2018</u>	<u>Issued</u>	<u>Retirements/ Repayments</u>	<u>Balance</u> <u>Dec. 31, 2019</u>
Temporary Financing S340700-15	\$-0-	\$1,080,036	\$-0-	\$1,080,036
Temporary Financing S340700-16	-0-	6,452,222	-0-	6,452,222
Temporary Financing S340700-18	-0-	3,861,386	-0-	3,861,386
Temporary Financing S340700-19	<u>-0-</u>	<u>100,000</u>	<u>-0-</u>	<u>100,000</u>
	<u>\$ -0-</u>	<u>\$11,493,644</u>	<u>\$ -0-</u>	<u>\$11,493,644</u>
Due Within One Year	-0-			0
Long-Term Debt	<u>-0-</u>			<u>11,493,644</u>
	<u>\$ -0-</u>			<u>\$11,493,644</u>

2015 Financing Trust Loan Program

The Authority was granted temporary financing from the New Jersey Infrastructure Bank in the amount of \$1,080,036. This loan will be refunded with long-term bonds issued by the NJIB. This loan has an interest rate of 0.50% on the trust portion principal and 0.00% on the fund portion principal and matures on June 30, 2022.

2016 Financing Trust Loan Program

The Authority was granted temporary financing from the New Jersey Infrastructure Bank in the amount of \$6,452,222. This loan will be refunded with long-term bonds issued by the NJIB. This loan has an interest rate of 0.50% on the trust portion principal and 0.00% on the fund portion principal and matures on June 30, 2022.

2018 Financing Trust Loan Program

The Authority was granted temporary financing from the New Jersey Infrastructure Bank in the amount of \$3,861,386. This loan will be refunded with long-term bonds issued by the NJIB. This loan has an interest rate of 0.50% on the trust portion principal and 0.00% on the fund portion principal and matures on June 30, 2022.

2019 Financing Trust Loan Program

The Authority was granted temporary financing from the New Jersey Infrastructure Bank in the amount of \$100,000. This loan will be refunded with long-term bonds issued by the NJIB. This loan has an interest rate of 0.50% on the trust portion principal and 0.00% on the fund portion principal and matures on June 30, 2022.

NORTHWEST BERGEN COUNTY UTILITIES AUTHORITY

NOTES TO FINANCIAL STATEMENTS
FOR THE YEARS ENDED DECEMBER 31, 2019 AND 2018
(continued)

8. **PENSION**

Description of Plan - All required employees of the Authority are covered by the Public Employees' Retirement System which has been established by state statute and is administered by the New Jersey Division of Pension and Benefits (Division). According to the State of New Jersey Administrative Code, all obligations of the System will be assumed by the State of New Jersey should the System terminate.

Public Employees' Retirement System (PERS) - Established in January 1955, under provisions of N.J.S.A. 43:15A to provide coverage, including post-retirement health care, to substantially all full time employees of the state or any county, municipality, school district, or public agency provided the employee is not a member of another State-administered retirement system. Membership is mandatory for such employees and vesting occurs after 8 to 10 years of service for pension benefits and 25 years for post-retirement health care coverage.

Defined Contribution Retirement Program (DCRP) - Established under the provisions of Chapter 92, P.L. 2007 and Chapter 103, P.L. 2008 to provide coverage to elected and certain appointed officials, effective July 1, 2007. Membership is mandatory for such individuals with vesting occurring after one (1) year of membership.

Other Pension Funds

The State established and administers a Supplemental Annuity Collective Trust Fund (SACT) which is available to active members of the State-administered retirement systems to purchase annuities to supplement the guaranteed benefits provided by their retirement system. The state or local government employers do not appropriate funds to SACT.

The cost of living increase for PERS is funded directly by the respective system and are considered in the annual actuarial calculation of the required State contribution for the system.

According to state law, all obligations of each retirement system will be assumed by the State of New Jersey should any retirement system be terminated.

The State of New Jersey, Department of the Treasury, Division of Pensions and Benefits, issued publicly available financial reports that include the financial statements and required supplementary information of each of the above systems. The financial reports may be accessed via the New Jersey, Division of Pensions and Benefits, website at www.state.nj.us/treasurey/pensions.

NORTHWEST BERGEN COUNTY UTILITIES AUTHORITY

NOTES TO FINANCIAL STATEMENTS
FOR THE YEARS ENDED DECEMBER 31, 2019 AND 2018
(continued)

8. PENSION, (continued)

Basis of Accounting

The financial statements of the retirement systems are prepared on the accrual basis of accounting. Employer contributions are recognized when payable to the retirement systems. Benefits or refunds are recognized when due and payable in accordance with the terms of the retirement systems.

Investment Valuation

Investments are reported at fair value. Securities traded on a national or international exchange are valued at the last reported sales price at current exchange rates. Mortgages are valued on the basis of future principal and interest payments, and are discounted at prevailing interest rates for similar instruments. The fair value of real estate investments is based on independent appraisals. Investments that do not have an established market are reported at estimated fair values.

Funding Status and Funding Progress

The funded status and funding progress of the retirement system is based on actuarial valuations which involve estimates of the value of reported amounts and assumptions about the probability of events far into the future. These amounts are subject to continual revision as actual results are compared to past expectations and new estimates are made about the probability of future events.

Actuarial calculations reflect a long-term perspective and are based on the benefits provided under the terms of the retirement systems in effect at the time of each valuation and also consider the pattern of the sharing of costs between the employer and members at that point in time. The projection of benefits for financing reporting purposes does not explicitly incorporate the potential effects of legal or contractual limitations on the pattern of cost sharing between the employer and members in the future.

Employer and Employee Pension Contributions

The contribution policy is set by N.J.S.A. 43:15A and requires contributions by active members and contributing employers. Members contribute at a uniform rate. Pursuant to the provisions of Chapter 78, P.L. 2011, the active member contribution rate increased from 5.5% of annual compensation to 6.5% plus an additional 1% phased-in over 7 years beginning in July 2012. The member contribution rate was 6.78% in State fiscal year 2014. The phase-in of the additional incremental member contribution rate takes place in July of each subsequent State fiscal year. The rate for members who are eligible for the Prosecutors Part of PERS (Chapter 366, P.L. 2001) increased from 8.5% of base salary to 10%. Employers' contribution amounts are based on an actuarially determined rate. The Authority's contribution amounts are based on an actuarially determined rate which included the normal cost and unfunded accrued liability.

NORTHWEST BERGEN COUNTY UTILITIES AUTHORITY

NOTES TO FINANCIAL STATEMENTS
FOR THE YEARS ENDED DECEMBER 31, 2019 AND 2018
(continued)

8. PENSION, (continued)

Annual Pension Costs (APC)

Per the requirements of GASB Statement No. 27 for the year ended June 30, 2012 for PERS, which is a cost sharing multi-employer defined benefit pension plan, the annual pension cost equals contributions made. PERS employer contributions are made annually by the Authority to the pension system in accordance with Chapter 114, P.L. 1997. In the DCRP, which is a defined contribution plan, member contributions are matched by a 3% employer contribution.

During the years ended December 31, 2019, 2018 and 2017, the Authority was required to contribute for normal cost pension contributions accrued liability pension contributions, early retirement incentive program contributions, deferred pension obligation contributions, and non-contributory life insurance premiums the following amounts which equalized the required contributions for each respective year:

<u>Year Ended</u> <u>December 31</u>	<u>PERS</u>	<u>DCRP</u>
2019	\$537,519	\$ 0
2018	512,532	100
2017	484,956	425

ACCOUNTING AND FINANCIAL REPORTING FOR PENSION IN THE FINANCIAL STATEMENTS PER - GASB NO. 68

Public Employees Retirement System (PERS)

At December 31, 2019 and 2018, the Authority reported a liability of \$10,596,472 for its proportionate share of the net pension liability. The net pension liability was measured as of June 30, 2018, and the total pension liability used to calculate the net pension liability was determined by an actuarial valuation as of that date. The Authority has not updated the net pension obligation, pension-related deferred outflow, accounts payable – pension or pension-related deferred inflow accounts to a measurement date acceptable under current accounting standards for the period ended December 31, 2019. Government Accounting Standards Board Statement No. 68 requires a state or local government employer to recognize a net pension liability measured as of a date no earlier than the end of its prior fiscal year. The amount by which this departure would affect the deferred outflows of resources, liabilities, deferred inflows of resources and net position has not been determined. The Authority's proportion of the net pension liability was based on a projection of the Authority's long-term share of contributions to the pension plan relative to the projected contributions of all participating governments, actuarially determined. At June 30, 2018, the Authority's proportion was 0.00538178769 percent, which was an increase of 0.000952244 percent from its proportion measured as of June 30, 2017.

NORTHWEST BERGEN COUNTY UTILITIES AUTHORITY

NOTES TO FINANCIAL STATEMENTS
FOR THE YEARS ENDED DECEMBER 31, 2019 AND 2018
(continued)

8. **PENSION, (continued)**

ACCOUNTING AND FINANCIAL REPORTING FOR PENSION IN THE FINANCIAL STATEMENTS PER - GASB NO. 68, (continued)

Public Employees Retirement System (PERS), (continued)

For the year ended December 31, 2019, the Authority recognized pension expense of \$763,289. At December 31, 2019 and 2018, the Authority reported deferred outflows of resources and deferred inflows of resources related to PERS from the following sources:

	<u>2019</u>	<u>2018</u>
Deferred Outflows of Resources:		
Changes of assumptions	\$1,746,123	\$1,746,123
Net difference between projected and actual earnings on pension plan investments	202,076	202,076
Changes in proportion and differences between Authority contributions and proportionate share of contributions	451,275	451,275
Authority contributions subsequent to the measurement date	<u>575,790</u>	<u>575,790</u>
Total	<u>\$2,975,264</u>	<u>\$2,975,264</u>
Deferred Inflows of Resources:		
Net difference between projected and actual earnings on pension plan investments	3,542,222	3,542,222
Changes in proportion and differences between Authority contributions and proportionate share of contributions	92,534	92,534
Deferred pension adjustments	<u>529,220</u>	<u>529,220</u>
	<u>\$4,163,976</u>	<u>\$4,163,976</u>

The \$575,790 reported as deferred outflows of resources related to pensions resulting from Authority contributions subsequent to the measurement date (i.e. for the fiscal year ending December 31, 2019 and 2018, the plan measurement date is June 30, 2018) will be recognized as a reduction of the net pension liability in the year ended December 31, 2019 and 2018. Other amounts reported as deferred outflows of resources and deferred inflows of resources related to pensions (excluding changes in proportion) will be recognized in pension expense as follows:

Year ended December 31:	
2019	\$73,545
2020	(101,824)
2021	(730,161)
2022	(632,915)
2023	(202,668)

NORTHWEST BERGEN COUNTY UTILITIES AUTHORITY

NOTES TO FINANCIAL STATEMENTS
FOR THE YEARS ENDED DECEMBER 31, 2019 AND 2018
(continued)

8. PENSION, (continued)

ACCOUNTING AND FINANCIAL REPORTING FOR PENSION IN THE FINANCIAL STATEMENTS PER - GASB NO. 68, (continued)

Public Employees Retirement System (PERS), (continued)

Changes in Proportion

The previous amounts do not include employer specific deferred outflows of resources and deferred inflows of resources related to changes in proportion. These amounts should be recognized (amortized) by each employer over the average of the expected remaining service lives of all plan members, which is 5.63, 5.48, 5.57, 5.72 and 6.44 years for 2018, 2017, 2016, 2015 and 2014 amounts, respectively.

Additional Information

Local Group Collective balances at December 31, 2019 and 2018 are as follows:

	<u>Dec. 31, 2019</u>	<u>Dec. 31, 2018</u>
Collective deferred outflows of resources	N/A	\$4,684,852,302
Collective deferred inflows of resources	N/A	7,646,736,226
Collective net pension liability	N/A	19,689,501,539
Authority's Proportion	N/A	0.05381788%

N/A - Actuary valuation was not available as of the date of these financial statements.

Actuarial Assumptions

The total pension liability for the June 30, 2018 measurement date was determined by an actuarial valuation as of July 1, 2017, which rolled forward to June 30, 2018. The total pension liability for the July 1, 2015 measurement date was determined by an actuarial valuation as of July 1, 2015. This actuarial valuation used the following assumptions, applied to all periods in the measurement.

Inflation	2.25 Percent
Salary Increases:	
Through 2026	1.65%-4.15% Percent (based on age)
Thereafter	2.65%-5.15% Percent (based on age)
Investment Rate of Return	7.00% Percent

NORTHWEST BERGEN COUNTY UTILITIES AUTHORITY

NOTES TO FINANCIAL STATEMENTS
FOR THE YEARS ENDED DECEMBER 31, 2019 AND 2018
(continued)

8. **PENSION, (continued)**

ACCOUNTING AND FINANCIAL REPORTING FOR PENSION IN THE FINANCIAL STATEMENTS PER - GASB NO. 68, (continued)

Public Employees Retirement System (PERS), (continued)

The actuarial assumptions used in the June 30, 2017 valuation were based on the results of an actuarial experience study for the period July 1, 2011 to June 30, 2014. It is likely that future experience will not exactly conform to these assumptions. To the extent that actual experience deviates from these assumptions, the emerging liabilities may be higher or lower than anticipated. The more the experience deviates, the larger the impact on future financial statements.

Mortality Rates

Pre-retirement mortality rates were based on the RP-2000 Employee Pre-retirement Mortality Table for male and female active participants. For State employees, mortality tables are set back 4 years for males and females. For local employees, mortality tables are set back 2 years for males and 7 years for females. In addition, the tables provide for future improvements in mortality from the base year of 2013 using a generational approach based on the Conduent modified 2014 projection scale. Post-retirement mortality rates were based on the RP-2000 Combined Healthy Male and Female Mortality Tables (setback 1 year for males and females) for service retirements and beneficiaries of former members. In addition, the tables for service retirements and beneficiaries of former members provide for future improvements in mortality from 2012 to 2013 using Projection Scale AA and using a generational approach based on the Conduent 2014 projection scale thereafter. Disability retirement rates used to value disabled retirees were based on the RP-2000 Disabled Mortality Table (set back 3 years for males and set forward 1 year for females).

Long-Term Rate of Return

In accordance with State statute, the long-term expected rate of return on plan investments (7.00% at June 30, 2018) is determined by the State Treasurer, after consultation with the Directors of the Division of Investments and Division of Pensions and Benefits, the board of trustees and the actuaries. The long-term expected rate of return was determined using a building block method in which best-estimate ranges of expected future real rates of return (expected returns, net of pension plan investment expense and inflation) are developed for each major asset class. These ranges are combined to produce the long-term expected rate of return by weighting the expected future real rates of return by the target asset allocation percentage and by adding expected inflation. Best estimates of arithmetic real rates of return for each major asset class included in PERS's target asset allocation as of June 30, 2018 are summarized in the following table:

NORTHWEST BERGEN COUNTY UTILITIES AUTHORITY

NOTES TO FINANCIAL STATEMENTS
FOR THE YEARS ENDED DECEMBER 31, 2019 AND 2018
(continued)

8. PENSION, (continued)

ACCOUNTING AND FINANCIAL REPORTING FOR PENSION IN THE FINANCIAL STATEMENTS PER - GASB NO. 68, (continued)

Public Employees Retirement System (PERS), (continued)

<u>Asset Class</u>	<u>Target Allocation</u>	<u>Long-Term Expected Real Rate of Return</u>
Absolute return/risk mitigation	5.00%	5.51%
Cash equivalents	5.50%	1.00%
U.S. Treasuries	3.00%	1.87%
Investment grade credit	10.00%	3.78%
Public high yield	2.50%	6.82%
Global diversified credit	5.00%	7.10%
Credit oriented hedge funds	1.00%	6.60%
Debt related private equity	2.00%	10.63%
Debt related real estate	1.00%	6.61%
Private real asset	2.50%	11.83%
Equity related real estate	6.25%	9.23%
U.S. equity	30.00%	8.19%
Non-U.S. developed markets equity	11.50%	9.00%
Emerging markets equity	6.50%	11.64%
Buyouts/venture capital	8.25%	13.08%

Discount Rate

The discount rate used to measure the total pension liability was 5.66% as of June 30, 2018. This single blended discount rate was based on the long-term expected rate of return on pension plan investments of 7.00% and a municipal bond rate of 3.87% as of June 30, 2018 based on the Bond Buyer GO 20-Bond Municipal Bond Index, which includes tax-exempt general obligation municipal bonds with an average rating of AA/Aa or higher. The projection of cash flows used to determine the discount rate assumed that contributions from plan members will be made at the current member contribution rates and that contributions from employers will be made based on the contribution rate in the most recent fiscal year. The State employer contributed 50% of the actuarially determined contributions and the local employers contributed 100% of their actuarially determined contributions. Based on those assumptions, the plan's fiduciary net position was projected to be available to make projected future benefit payments of current plan members through June 30, 2046. Therefore, the long-term expected rate of return on plan investments was applied to projected benefit payments through June 30, 2046 and the municipal bond rate was applied to projected benefit payments after that date in determining the total pension liability.

NORTHWEST BERGEN COUNTY UTILITIES AUTHORITY

NOTES TO FINANCIAL STATEMENTS
FOR THE YEARS ENDED DECEMBER 31, 2019 AND 2018
(continued)

8. **PENSION, (continued)**

ACCOUNTING AND FINANCIAL REPORTING FOR PENSION IN THE FINANCIAL STATEMENTS PER - GASB NO. 68, (continued)

Public Employees Retirement System (PERS), (continued)

Sensitivity of the Collective Net Pension Liability to Changes in the Discount Rate

The following presents the collective net pension liability of the participating employers as of June 30, 2018, respectively, calculated using the discount rate as disclosed above as well as what the collective net pension liability would be if it was calculated using a discount rate that is 1 -percentage point lower or 1- percentage-point higher than the current rate:

	<u>June 30, 2018</u>		
	<u>1%</u>	<u>At Current</u>	<u>1%</u>
	<u>Decrease</u>	<u>Discount Rate</u>	<u>Increase</u>
	<u>4.66%</u>	<u>5.66%</u>	<u>6.66%</u>
Authority's proportionate share of the pension liability	\$13,323,842	\$10,596,472	\$8,309,582

Pension Plan Fiduciary Net Position

Detailed information about the pension plan's fiduciary net position is available in the separately issued Financial Report for the State of New Jersey Public Employees Retirement System (PERS). The financial report may be accessed at www.state.nj.us/treasury/pensions.

9. **POST-RETIREMENT MEDICAL BENEFITS**

In addition to the pension benefits described in Note 7, the Authority provides post employment health care benefits in accordance with the provisions of Ch. 88, P.L. 1974 as amended by Chapter 436, P.L. 1981, at its cost. On May 13, 2010, the Authority adopted the provisions of N.J.S.A. 52:14-17.38 and adhered to the rules and regulations promulgated by the State Health Benefits Commission to implement the provisions of that law. This resolution affects employees as shown in Chapter 48, P.L. 1999. It is effective on the 1st day of July, 2010.

Chapter 48, P.L. 1999, provides eligible participating local employers considerable flexibility in managing their postretirement medical costs. It also brings State Health Benefits Program (SHBP) and School Employees' Health Benefits Program (SEHBP) eligibility standards for employer-paid coverage into alignment with local government laws.

NORTHWEST BERGEN COUNTY UTILITIES AUTHORITY

NOTES TO FINANCIAL STATEMENTS
FOR THE YEARS ENDED DECEMBER 31, 2019 AND 2018

(continued)

9. POST-RETIREMENT MEDICAL BENEFITS, (continued)

Adoption of this Resolution does not free the Authority of the obligation to pay for postretirement medical benefits of retirees or employees who qualified for those payments under any Chapter 88 or Chapter 48 Resolution previously adopted by the governing body.

The Resolution will remain in effect until properly amended or revoked with the State Health Benefits Program. The Authority recognizes that, while it remains in the State Health Benefits Program, it is responsible for providing the payment for postretirement medical coverage as listed in the Chapter 48 Resolution Addendum for all employees who qualify for this coverage while this Resolution is in force.

General Information about the OPEB Plan

The State Health Benefit Local Government Retired Employees Plan (the Plan) is a cost-sharing multiple-employer defined benefit other postemployment benefit (OPEB) plan with a special funding situation. It covers employees of local government employers that have adopted a resolution to participate in the Plan. The plan meets the definition of an equivalent arrangement as defined in paragraph 4 of GASB Statement No. 75, *Accounting and Financial Reporting for the Postemployment Benefits Other Than Pensions* (GASB Statement No. 75); therefore, assets are accumulated to pay associated benefits. For additional information about the Plan, please refer to the State of New Jersey (the State), Division of Pensions and Benefits' (the Division) Comprehensive Annual Financial Report (CAFR), which can be found at <https://www.state.nj.us/treasury/pensions/financial-reports.shtml>.

The Plan provides medical and prescription drug to retirees and their covered dependents of the employers. Under the provisions of Chapter 88, P.L. 1974 and Chapter 48, P.L. 1999, local government employers electing to provide postretirement medical coverage to their employees must file a resolution with the Division. Under Chapter 88, local employers elect to provide benefit coverage based on the eligibility rules and regulations promulgated by the State Health Benefits Commission. Chapter 48 allows local employers to establish their own age and service eligibility for employer paid health benefits coverage for retired employees. Under Chapter 48, the employer may assume the cost of postretirement medical coverage for employees and their dependents who: 1) retired on a disability pension; or 2) retired with 25 or more years of service credit in a State or locally administered retirement system and a period of service of up to 25 years with the employer at the time of retirement as established by the employer; or 3) retired and reached the age of 65 with 25 or more years of service credit in a State or locally administered retirement system and a period of service of up to 25 years with the employer at the time of retirement as established by the employer; or 4) retired and reached age 62 with at least 15 years of service with the employer. Further, the law provides that the employer paid obligations for retiree coverage may be determined by means of a collective negotiations agreement.

NORTHWEST BERGEN COUNTY UTILITIES AUTHORITY

NOTES TO FINANCIAL STATEMENTS
FOR THE YEARS ENDED DECEMBER 31, 2019 AND 2018
(continued)

9. **POST-RETIREMENT MEDICAL BENEFITS, (continued)**

In accordance with Chapter 330, P.L. 1997, which is codified in N.J.S.A. 52:14-17.32i, the State provides medical and prescription coverage to local police officers and firefighters, who retire with 25 years of service or on a disability from an employer who does not provide postretirement medical coverage. Local employers were required to file a resolution with the Division in order for their employees to qualify for State-paid retiree health benefits coverage under Chapter 330. The State also provides funding for retiree health benefits to survivors of local police officers and firefighters who die in the line of duty under Chapter 271, P.L. 1989.

Pursuant to Chapter 78, P.L. 2011, future retirees eligible for postretirement medical coverage who have less than 20 years of creditable service on June 28, 2011 will be required to pay a percentage of the cost of their health care coverage in retirement provides they retire with 25 or more years of pension service credit. The percentage of the premium for which the retiree will be responsible will be determined based on the retiree's annual retirement benefit and level of coverage.

Total OPEB Liability

At June 30, 2019 and 2018, the Authority had a liability of \$9,984,179 and \$13,037,523, respectively, for its proportionate share of the non-special funding net OPEB liability. The net OPEB liability for 2019 was measured as of June 30, 2018 and the total OPEB liability used to calculate the net OPEB liability was determined by an actuarial valuation as of that date. The Authority's proportion of the net OPEB liability was based on a projection of the Authority's long-term share of contributions to the OPEB plan relative to the projected contributions of all participating employers a in the plan. At June 30, 2019 the Authority's proportion was 0.05381788 percent.

For the years ended June 30, 2019 and 2018, the Authority recognized OPEB expense of \$763,289 and \$795,337, respectively. At June 30, 2019 and 2018, deferred outflows of resources and deferred inflows of resources related to OPEB from the following sources:

	<u>2019</u>	<u>Restated 2018</u>
Deferred Outflows of Resources:		
Changes of assumptions	\$	\$
Net difference between projected and actual earnings on pension plan investments	<u>5,276</u>	<u>5,276</u>
Total	<u>\$5,276</u>	<u>\$5,276</u>
Deferred Inflows of Resources:		
Changes of assumptions	\$2,532,618	\$2,532,618
Net difference between projected and actual earnings on pension plan investments	2,027,144	2,027,144
Changes in proportion and differences between the Authority's contributions and proportionate share of contributions	<u>605,572</u>	<u>605,572</u>
Total	<u>\$5,165,334</u>	<u>\$5,165,334</u>

NORTHWEST BERGEN COUNTY UTILITIES AUTHORITY

NOTES TO FINANCIAL STATEMENTS
FOR THE YEARS ENDED DECEMBER 31, 2019 AND 2018
(continued)

9. POST-RETIREMENT MEDICAL BENEFITS, (continued)

Amounts reported as deferred outflows of resources related to OPEB resulting from contributions subsequent to the measurement date will be recognized as a reduction of the OPEB liability in the subsequent year. Other amounts reported as deferred outflows of resources and deferred inflows of resources related to OPEB (excluding changes in proportion) will be recognized in OPEB expense as follows:

	<u>2018</u>	<u>2017</u>
Year ended June 30:		
2018	\$-0-	\$(119,321)
2019	(66,877)	(119,321)
2020	(66,877)	(119,321)
2021	(66,877)	(119,321)
2022	(66,877)	(119,646)
2023	(66,932)	-0-
Thereafter	(120,864)	(244,078)

Changes in Proportion

The previous amounts do not include employer specific deferred outflows of resources and deferred inflows of resources related to changes in proportion. These amounts should be recognized (amortized) by each employer over the average of the expected remaining service lives of all plan members, which is 8.14 and 8.04 years for the 2018 and 2017 amounts, respectively.

Actual Assumptions and Other Inputs

The total OPEB liability for the June 30, 2018 measurement date was not available at the time of this report. The total OPEB liability as of June 30, 2018 was determined by an actuarial valuation as of June 30, 2017, which was rolled forward to June 30, 2018. The actuarial assumptions vary for each plan member depending on the pension plan the member is enrolled in. This actuarial valuation used the following actuarial assumptions, applied to all periods in the measurement.

Inflation rate	2.50%
Salary increases*:	
Through 2026	1.65 - 8.98%
Thereafter	2.65 - 9.98%

* Salary increases are based on the defined benefit plan that the member is enrolled in and his or her age.

NORTHWEST BERGEN COUNTY UTILITIES AUTHORITY

NOTES TO FINANCIAL STATEMENTS
FOR THE YEARS ENDED DECEMBER 31, 2019 AND 2018
(continued)

9. POST-RETIREMENT MEDICAL BENEFITS, (continued)

Preretirement mortality rates were based on the RP-2006 Headcount-Weighted Healthy Employee Male/Female mortality table with fully generational mortality improvement projections from the central year using the MP-2017 scale. Postretirement mortality rates were based on the RP-2006 Headcount-Weighted Health Annuitant Male/Female mortality table with fully generational improvement projections from the central year using the MP-2017 scale. Disability mortality was based on the RP-2006 Headcount-Weighted Disabled Male/Female mortality table with fully generational improvement projections from the central year using the MP-2017 scale.

100% of active members are considered to participate in the Plan upon retirement.

Health Care Trend Assumptions

For pre-Medicare preferred provider organization (PPO) medical benefits, this amount initially is 5.8% and decreases to a 5.0% long-term trend rate after nine years. For self-insured post-65 PPO medical benefits, the trend rate is 4.5%. For health maintenance organization (HMO) medical benefits, the initial trend rate is 8.0% and decreases to a 5.0% long-term trend rate after seven years. For prescription drug benefits, the initial trend rate is 10.5% decreasing to a 5.0% long-term trend rate after eight years. For the Medicare Part B reimbursement, the trend rate is 5.0%. The Medicare Advantage trend rate is 4.5% and will continue in all future years.

Discount Rate

The discount rate for June 30, 2018 and 2017 was 3.87% and 3.58%, respectively. This represents the municipal bond return rate as chosen by the Division. The source is the Bond Buyer Go 20-Bond Municipal Bond Index, which includes tax-exempt general obligation municipal bonds with an average rating of AA/Aa or higher. As the long-term rate of return is less than the municipal bond rate, it is not considered in the calculation of the discount rate, rather the discount rate is set at the municipal bond rate.

Sensitivity of Net OPEB Liability to Changes in the Discount Rate

The following presents the Authority's proportionate share of the net OPEB liability as of June 30, as well as what the Authority's proportionate share of the net OPEB liability would be if it were calculated using a discount rate that is 1-percentage point lower or 1 percentage point higher than the current rate:

NORTHWEST BERGEN COUNTY UTILITIES AUTHORITY

NOTES TO FINANCIAL STATEMENTS
FOR THE YEARS ENDED DECEMBER 31, 2019 AND 2018
(continued)

9. POST-RETIREMENT MEDICAL BENEFITS, (continued)

	<u>June 30, 2019</u>		
	<u>1%</u> <u>Decrease</u>	<u>At Current</u> <u>Discount Rate</u>	<u>1%</u> <u>Increase</u>
	<u>2.87%</u>	<u>3.87%</u>	<u>4.87%</u>
Authority's proportionate share of Net OPEB liability	\$11,714,080	\$9,984,179	\$8,602,370

Sensitivity of Net OPEB Liability to Changes in the Healthcare Trend Rates:

The following presents the Authority's proportionate share of the net OPEB liability as of June 30, as well as what the Authority's proportionate share of the net OPEB liability would be if it were calculated using a healthcare trend rate that is 1-percentage point lower or 1 percentage point higher than the current rate:

	<u>June 30, 2019</u>		
	<u>1%</u> <u>Decrease</u>	<u>Healthcare Cost</u> <u>Trend Rate</u>	<u>1%</u> <u>Increase</u>
Authority's proportionate share of Net OPEB liability	\$8,328,410	\$9,984,179	\$12,127,001

10. COMPENSATED ABSENCES

The Authority accounts for compensated absences (e.g., unused vacation sick leave) as directed by the Governmental Accounting Standards Board. A liability for compensated absences attributable to services rendered and not contingent on a specific event that is outside the control of the employer and employee is accrued as employees earn the rights to the benefits.

Authority employees are granted varying amounts of vacation and sick leave in accordance with the Authority's personnel policy and union agreements. Upon termination, employees are paid for accrued vacation. The Authority's policy permits employees to accumulate unused sick leave and carry forward certain amounts to subsequent years. Upon retirement, employees shall be paid by the Authority for the unused sick leave in accordance with the Authority's agreements with the employee union.

At December 31, 2019 and 2018, compensated absences accrued for Authority employees were \$289,855 and \$263,057, respectively.

NORTHWEST BERGEN COUNTY UTILITIES AUTHORITY

NOTES TO FINANCIAL STATEMENTS
FOR THE YEARS ENDED DECEMBER 31, 2019 AND 2018
(continued)

11. AMOUNTS REQUIRED BY BOND RESOLUTION AND LOAN AGREEMENTS

The Authority's bond resolutions and loan agreements contain certain covenants that require certain funds to be restricted. The balances required at December 31, 2019 and 2018 were as follows:

Operating Reserve

The Authority's Bond Resolution requires that an operating reserve fund be established in an amount necessary for operating expenses which is consistent with the annual operating budget for the three-month period commencing on the last day of each quarter in any fiscal year and to be transferred within ten days thereafter to the operating account. At December 31, 2019 and 2018, the Authority's operating reserve was \$2,938,339 and \$2,876,094, respectively.

Bond/Loan Service Fund

The Authority's Bond Resolution requires a bond/loan service fund be established in an amount equal to the aggregate of (a) all interest payable on all outstanding bonds plus (b) the principal installment of all bonds outstanding in such a bond year. At December 31, 2019 and 2018, the Authority had reserved the following to meet this requirement:

	<u>2019</u>	<u>2018</u>
Bond Service Fund	\$921,204	\$874,589
Accrued Interest Payable	<u>153,253</u>	<u>173,868</u>
Cash, Cash Equivalents and Receivables - Reserved	<u>\$1,074,457</u>	<u>\$1,048,457</u>

Bond/Loan Reserve

The Authority's Bond Resolution requires a bond reserve fund be established in an amount equal to the Maximum Aggregate Debt Service, including bonds issued through the 1997 New Jersey Wastewater Trust. At December 31, 2019 and 2018, the Authority held cash, cash equivalents, investments and accrued interest receivable in the amounts of \$882,020 and \$887,082, respectively, to fund this bond/loan reserve requirement.

Renewal and Replacement Fund

The Authority's Bond Resolution requires that a renewal and replacement reserve fund be established in an amount greater than \$250,000 or an amount certified by a Consulting Engineer in a written certificate filed with the Authority. At December 31, 2019 and 2018, the Authority's renewal and replacement reserve was \$4,224,581 and \$3,425,620, respectively.

NORTHWEST BERGEN COUNTY UTILITIES AUTHORITY

NOTES TO FINANCIAL STATEMENTS
FOR THE YEARS ENDED DECEMBER 31, 2019 AND 2018

(continued)

12. RISK MANAGEMENT

The Authority is exposed to various risks of loss related to general liability, automobile coverage, damage and destruction of assets; errors and omissions; injuries to employees; termination of employees and natural disasters. The Authority has obtained insurance coverage to guard against these events which will provide minimum exposure to the Authority should they occur.

13. COMMITMENTS AND CONTINGENCIES

The Authority is a party defendant in certain lawsuits, none of a kind unusual for an Authority of its size and scope of operation. In the opinion of the Authority's Counsel, there are presently no claims for which the outcome can presently be predicted.

14. FEDERAL ARBITRAGE REGULATIONS

The Authority is subject to Section 148 of the Internal Revenue Code as it pertains to the arbitrage rebate on all tax-exempt obligations, both long and short-term debt. Under the 1986 Tax Reform Act, the Internal Revenue Service (IRS) required that all excess earnings from investment proceeds be rebated to the IRS. Arbitrage, for purposes of these regulations, is defined as the difference between the yield on the investment and the yield on the obligations issued. If there are excess earnings, this amount may be required to be rebated to the IRS. During 2009, the Authority had performed the initial 5-year calculation as required under the 1986 Tax Reform Act to determine if there were any estimated arbitrage earnings due to the IRS. Based upon the initial 5-year calculation performed for the computation period January 13, 2004 through December 31, 2008, there was a liability required to be rebated to the IRS in the amount of \$377,237, which includes \$20,311 of accrued interest liability. The \$377,237 due to the IRS was paid in full by the Authority in May, 2010. During 2013, the Authority had performed the second calculation as required under the 1986 Tax Reform Act to determine if there were any estimated arbitrage earnings due to the IRS. Based upon the second calculation performed for the computation period January 13, 2004 through July 15, 2013, there was a liability required to be rebated to the IRS in the amount of \$352,250. The \$352,250 due to the IRS was paid in full by the Authority in September, 2013. During 2014, the Authority has performed the third calculation for the computation period December 4, 2008 through December 4, 2013 which resulted in a liability required to be rebated to the IRS in the amount of \$7,488, which includes \$219 of accrued interest liability. The \$7,488 due to the IRS was paid in full by the Authority in November, 2014. At December 31, 2019, the Authority had no arbitrage earnings due to the IRS.

15. SUBSEQUENT EVENTS

The Authority has evaluated subsequent events through March 10, 2020, the date which the financial statements were available to be issued and no other items were noted for disclosure.

NORTHWEST BERGEN COUNTY UTILITIES AUTHORITY

NOTES TO FINANCIAL STATEMENTS
FOR THE YEARS ENDED DECEMBER 31, 2019 AND 2018
(continued)

16. PRIOR PERIOD ADJUSTMENTS

The Authority adopted the provisions of Governmental Accounting Standards Board Statement No. 68, *Accounting and Financial Reporting for Pensions - an amendment of GASB Statement No. 27*. This statement requires, among other things, the recognition of unfunded net pension obligations and related deferred outflows and inflows in the financial statements of an entity. As a result, the following prior period adjustments have been made on the 2018 financial statements:

	Balance 12/31/2018 as Previously <u>Reported</u>	Retroactive <u>Adjustments</u>	Balance 12/31/2018 as Restated
Deferred Outflows of Resources:			
Deferred Pension-Related Costs	\$4,048,211	\$1,072,947	\$2,975,264
Liabilities:			
Net Pension Liability	12,505,775	(1,909,303)	10,596,472
Accounts Payable - Pension-Related	510,750	65,040	575,790
Deferred Inflows of Resources:			
Deferred Pension-Related Inflows	2,629,371	1,534,605	4,163,976
Net Position:			
Unrestricted: Undesignated	(8,469,618)	(763,289)	(9,232,907)

On January 1, 2018, the Authority adopted the provisions of Governmental Accounting Standards Board Statement No. 75, *Accounting and Financial Reporting for Postemployment Benefits Other Than Pensions*. This statement requires, among other things, the recognition of unfunded net OPEB obligations and related deferred outflows and inflows in the financial statements of an entity. As a result, the following prior period adjustments have been made on the 2018 financial statements:

	Balance 12/31/2018 as Previously <u>Reported</u>	Retroactive <u>Adjustments</u>	Balance 12/31/2018 as Restated
Deferred Outflows of Resources:			
Deferred OPEB-Related Costs	\$	\$5,276	\$5,276
Liabilities:			
Net OPEB Liability	-	9,984,179	9,984,179
Deferred Inflows of Resources:			
Deferred OPEB-Related Inflows	-	5,165,334	5,165,334
Net Position:			
Unrestricted: Undesignated	(9,232,907)	(15,144,237)	(24,377,144)

THIS PAGE IS INTENTIONALLY LEFT BLANK

Required Supplementary Information - Part II

THIS PAGE IS INTENTIONALLY LEFT BLANK

SCHEDULE RSI-I

NORTHWEST BERGEN COUNTY UTILITIES AUTHORITY
Required Supplementary Information
Schedule of the Authority's Proportionate Share of the Net Pension Liability
Public Employees' Retirement System (PERS)
Last Six Fiscal Years

	<u>Measurement Date Ending December 31,</u>					
	<u>2019*</u>	<u>2018</u>	<u>2017</u>	<u>2016</u>	<u>2015</u>	<u>2014</u>
Authority's Proportion of the Net Pension Liability	N/A	0.05381788%	0.0537226525%	0.0543910140%	0.0506942977%	0.0493138176%
Authority's Proportionate Share of the Net Pension Liability	N/A	\$10,596,472	\$12,505,775	\$16,109,058	\$11,379,854	\$9,232,895
Authority's Covered-Employee Payroll	\$3,797,896	\$3,902,085	\$3,788,461	\$3,822,422	\$3,720,083	\$3,488,184
Authority's Proportionate Share of the Net Pension Liability as a Percentage of its Covered-Employee Payroll	N/A	271.56%	330.10%	421.44%	305.90%	264.69%

Note: This schedule is presented to illustrate the requirement to show information for 10 years. However, until a full 10-year trend is compiled, this presentation will only include information for those years for which information is available.

*Actuary valuation at June 30, 2019 was not available at time of audit.

SCHEDULE RSI-2

NORTHWEST BERGEN COUNTY UTILITIES AUTHORITY
Required Supplementary Information
Schedule of the Authority's Contributions
Public Employees' Retirement System (PERS)
Last Six Fiscal Years

	Fiscal Year ended December 31,					
	2019	2018	2017	2016	2015	2014
Contractual Required Contribution	\$ 537,519	\$ 512,532	\$ 484,956	\$ 435,835	\$ 406,536	\$ 368,940
Contributions in Relation to the Contractually Required Contribution	(537,519)	(512,532)	(484,956)	(435,835)	(406,536)	(368,940)
Contribution Deficiency (Excess)	\$ -	\$ -	\$ -	\$ -	\$ -	\$ -
Authority's Covered-Employee Payroll	\$ 3,797,896	\$ 3,902,085	\$ 3,788,461	\$ 3,822,422	\$ 3,720,083	\$ 3,488,184
Contributions as a Percentage of Authority's Covered-Employee Payroll	14.15%	13.13%	12.80%	11.40%	10.93%	10.58%

Note: This schedule is presented to illustrate the requirement to show information for 10 years. However, until a full 10-year trend is compiled, this presentation will only include information for those years for which information is available.

SCHEDULE RSI-3

NORTHWEST BERGEN COUNTY UTILITIES AUTHORITY
Required Supplementary Information
Schedule of Changes in the Authority's Proportionate
Share of the State OPEB Liability
Last Three Fiscal Years

	<u>2019</u>	<u>2018</u>	<u>2017</u>
Total OPEB Liability:			
Service Cost	N/A	\$571,162	\$679,806
Interest	N/A	486,942	414,083
Changes of Assumptions	N/A	(1,474,842)	(1,652,602)
Difference Between Expected and Actual			
Experience	N/A	(2,311,058)	
Benefit Payments	N/A	(268,695)	(266,608)
Contributions - Members	N/A	34,405	34,220
Change in Allocation	N/A	<u>(27,024)</u>	<u>(776,746)</u>
Net Change in Total OPEB Liability	N/A	(2,989,110)	(1,567,847)
Total OPEB Liability - Beginning	N/A	<u>13,173,708</u>	<u>14,741,555</u>
Total OPEB Liability - Ending	N/A	<u>\$10,184,598</u>	<u>\$13,173,708</u>
Plan Fiduciary Net Position:			
Contributions - Employer	N/A	268,423	243,826
Contributions - Non-Employer Contribution			
Entities	N/A	34,126	33,887
Contributions - Members	N/A	34,405	34,220
Net Investment Income	N/A	1,479	505
Benefit Payments	N/A	(268,695)	(266,608)
Administrative Expense	N/A	(5,226)	(5,680)
Change in Allocation	N/A	<u>(279)</u>	<u>(5,342)</u>
Net Change in Plan Fiduciary Net Position	N/A	64,233	34,808
Plan Fiduciary Net Position - Beginning	N/A	<u>136,185</u>	<u>101,378</u>
Plan Fiduciary Net Position - Ending	N/A	<u>200,418</u>	<u>136,186</u>
Authority's Net OPEB Liability	N/A	<u>\$9,984,180</u>	<u>\$13,037,522</u>

*GASB requires that ten years of information be presented. However, since fiscal year 2017 was the first year of GASB 75 implementation, ten years is not presented. Each year thereafter, or additional year will be included until ten years of date is presented.

NORTHWEST BERGEN COUNTY UTILITIES AUTHORITY
Schedules of Required Supplementary Information
Schedule of Authority's Share of Net OPEB Liability
*Last Three Fiscal Years**

	2019	2018	2017
Authority's proportion of the net OPEB liability (asset)	N/A	0.063729%	0.063860%
Authority's proportionate share of the net OPEB liability (asset)	N/A	\$ 9,984,179	\$ 13,037,523
Authority's covered payroll	\$ 3,797,896	\$ 3,902,085	\$ 3,788,401
Authority's proportionate share of the net OPEB liability (asset) as a percentage of its covered payroll	N/A	255.87%	344.14%

* GASB requires that ten years of information be presented. However, until a full 10-year trend is compiled, this presentation will only include information for those years for which information is available.

NORTHWEST BERGEN COUNTY UTILITIES AUTHORITY
Schedules of Required Supplementary Information
Schedule of Authority's OPEB Contributions
*Last Three Fiscal Years**

	2019	2018	2017
Contractually required contribution	N/A	N/A	N/A
Contributions in relation to the contractually required contribution	N/A	N/A	N/A
Contribution deficiency (excess)	\$ -	\$ -	\$ -
Authority's covered payroll	\$ 3,797,896	\$ 3,902,085	\$ 3,788,461
Contributions as a percentage of covered payroll	N/A	N/A	N/A

* GASB requires that ten years of information be presented. However, until a full 10-year trend is compiled, this presentation will only include information for those years for which information is available.

NORTHWEST BERGEN COUNTY UTILITIES AUTHORITY
Notes to Required Supplementary Information
For the Year ended December 31, 2019

PUBLIC EMPLOYEES RETIREMENT SYSTEM (PERS)

Changes of Benefit Terms

None

Changes in Assumptions

The calculation of the discount rate used to measure the total pension liability is dependent upon the long-term expected rate of return, and the municipal bond index rate. There was a change in the municipal bond index rate from the prior measurement date to the current measurement date resulting in a change in the discount rate from 5.00% to 5.66%. This change in the discount rate is considered to be a change in actuarial assumptions under GASB No. 68.

OTHER POST-EMPLOYMENT BENEFITS (OPEB)

Changes of Benefit Terms

None

Changes in Assumptions

Assumptions used in calculating the OPEB liability are presented in Note 9.

Supplementary Schedules

THIS PAGE IS INTENTIONALLY LEFT BLANK

NORTHWEST BERGEN COUNTY UTILITIES AUTHORITY
SUPPLEMENTAL SCHEDULE OF REVENUES, EXPENSES AND CHANGE IN NET POSITION
FOR YEAR ENDED DECEMBER 31, 2019

	Net Investment in Capital Assets	Restricted			Unrestricted		Total
		Operating Reserve	Bond / Loan Service	Bond / Loan Reserve	Renewal and Replacement	Designated for Construction Improvements	
Operating Revenue:							
Member Service Fees						12,951,938	12,951,938
Sewer Connection Fees						1,209,140	1,209,140
Discharge Fees						3,000	3,000
Industrial Pretreatment Program						40,510	40,510
Outside Sludge						938,832	938,832
Collection System						71,228	71,228
Solar Renewable Energy Certificates						92,080	92,080
Miscellaneous						105,839	105,839
Total Operating Revenue						15,412,567	15,412,567
Operating Expense:							
Administrative						1,692,967	1,692,967
Cost of Providing Services						8,790,581	8,790,581
Depreciation	2,145,675						2,145,675
Total Operating Expense	2,145,675					10,483,548	12,629,223
Operating Income	(2,145,675)					4,929,019	2,783,344
Non-Operating Revenue (Expense):							
Interest Income						196,710	223,435
Interest Expense	80,561					(342,010)	(342,010)
Amortization Expense							80,561
Costs of Issuance Expense							
Net Income (Loss) Before Transfers	(2,065,114)					4,783,719	2,745,330
Transfers:							
Capital Expenditures	5,819,578				(750,037)	(5,069,541)	
Budget Appropriations					800,000	(800,000)	
Bond Principal Payments	1,614,625					(1,614,625)	
NJEIT Receipts / Credits	(5,815,251)	62,245	46,615	(5,062)	748,998	(750,037)	
Other Transfers						(102,759)	
Increase/(Decrease) in Net Position	(446,162)	62,245	46,615	(5,062)	798,961	8,688	2,745,330
Net Position - January 1, 2019	36,462,872	2,876,094	874,589	887,082	3,425,620	2,749,249	22,898,362
Net Position - December 31, 2019	36,016,710	2,938,339	921,204	882,020	4,224,581	(22,097,099)	25,643,692

THIS PAGE IS INTENTIONALLY LEFT BLANK

NORTHWEST BERGEN COUNTY UTILITIES AUTHORITY

SCHEDULE 2

Page 1 of 2

SCHEDULE OF CASH RECEIPTS, DISBURSEMENTS AND CHANGES IN CASH

FOR THE YEAR ENDED DECEMBER 31, 2019

	Operating Accounts	Revenue Account	Bond/Loan Service Accounts	Bond/Loan Reserve Account
Cash, Cash Equivalents and Investments - January 1, 2019	2,165,722	3,393,099	1,200,695	680,698
Cash Receipts:				
Interest on Investments	223,435			
Member Service Fees		12,951,938		
Other Operating Fees		2,283,049		
Miscellaneous		105,839		
NJEIT Reimbursements	5,815,251			
Transfers			1,954,569	
Total Cash Receipts	<u>6,038,686</u>	<u>15,340,826</u>	<u>1,954,569</u>	<u>-</u>
Cash and Investments Available	<u>8,204,408</u>	<u>18,733,925</u>	<u>3,155,264</u>	<u>680,698</u>
Cash Disbursements:				
Operations	10,539,909			
Construction	5,819,578			
Debt Service Payments			1,956,635	
Other				
Transfers		2,754,569		
Total Cash Disbursements	<u>16,359,487</u>	<u>2,754,569</u>	<u>1,956,635</u>	<u>-</u>
Cash, Cash Equivalents and Investments - December 31, 2019	<u>(8,155,079)</u>	<u>15,979,356</u>	<u>1,198,629</u>	<u>680,698</u>
Analysis of Balance:				
Cash and Cash Equivalents	(8,155,079)	15,979,356	1,198,629	680,698
Investments	-	-	-	-
	<u>(8,155,079)</u>	<u>15,979,356</u>	<u>1,198,629</u>	<u>680,698</u>
Unrestricted	(8,155,079)	13,043,657	124,172	(201,322)
Restricted	-	2,935,699	1,074,457	882,020
	<u>(8,155,079)</u>	<u>15,979,356</u>	<u>1,198,629</u>	<u>680,698</u>

NORTHWEST BERGEN COUNTY UTILITIES AUTHORITY

SCHEDULE 2

Page 2 of 2

SCHEDULE OF CASH RECEIPTS, DISBURSEMENTS AND CHANGES IN CASH

FOR THE YEAR ENDED DECEMBER 31, 2019

	Renewal and Replacement Account	Construction Improvement Account	Total
Cash, Cash Equivalents and Investments - January 1, 2019	3,424,581	2,929,966	13,794,761
Cash Receipts:			
Interest on Investments			223,435
Member Service Fees			12,951,938
Other Operating Fees			2,283,049
Miscellaneous			105,839
NJEIT Reimbursements			5,815,251
Transfers	800,000		2,754,569
Total Cash Receipts	800,000	-	24,134,081
Cash and Investments Available	4,224,581	2,929,966	37,928,842
Cash Disbursements:			
Operations			10,539,909
Construction			5,819,578
Debt Service Payments			1,956,635
Other			-
Transfers			2,754,569
Total Cash Disbursements	-	-	21,070,691
Cash, Cash Equivalents and Investments - December 31, 2019	4,224,581	2,929,966	16,858,151
Analysis of Balance:			
Cash and Cash Equivalents	4,224,581	2,929,966	16,858,151
Investments	-	-	-
	4,224,581	2,929,966	16,858,151
Unrestricted	-	2,929,966	7,741,394
Restricted	4,224,581	-	9,116,757
	4,224,581	2,929,966	16,858,151

**NORTHWEST BERGEN COUNTY UTILITIES AUTHORITY
SCHEDULE OF OPERATING REVENUE AND COSTS FUNDED
BY OPERATING REVENUE COMPARED TO BUDGET
FOR THE YEAR ENDED DECEMBER 31, 2019**

	<u>FY 2019 Adopted Budget</u>	<u>FY 2019 Budget as Amended</u>	<u>Current Year Actual</u>	<u>Excess / (Deficit)</u>	<u>Prior Year Actual</u>
Revenues					
Operating Revenues:					
Service Charges	12,951,938	12,951,938	12,951,938	-	12,741,505
Sewer Connection Fees	400,000	400,000	1,209,140	809,140	501,170
Outside Sludge	650,000	650,000	938,832	288,832	1,346,611
Discharge Fees	-	-	3,000	3,000	14,400
Industrial Pretreatment Program	25,000	25,000	40,510	15,510	53,310
Collection System	50,000	50,000	71,228	21,228	66,630
Solar Renewable Energy Certificates (SREC)	70,000	70,000	92,080	22,080	97,980
Miscellaneous	60,000	60,000	105,839	45,839	130,223
Non-Operating Revenues:					
Interest on Investments	40,000	40,000	223,435	183,435	168,214
Total Revenues	<u>14,246,938</u>	<u>14,246,938</u>	<u>15,636,002</u>	<u>1,389,064</u>	<u>15,120,043</u>
Expenses					
Operating Appropriations:					
Administration					
Personnel:					
Salaries and wages	709,000	709,000	698,704	10,296	666,080
Fringe Benefits	400,500	400,500	397,784	2,716	352,283
Other Expenses:					
Professionals	595,000	595,000	394,830	200,170	478,057
Communication	62,000	62,000	48,514	13,486	60,449
Executive	13,000	13,000	9,690	3,310	5,317
Management	248,000	248,000	143,445	104,555	139,543
	<u>2,027,500</u>	<u>2,027,500</u>	<u>1,692,967</u>	<u>334,533</u>	<u>1,701,729</u>
Cost of Producing Services					
Personnel:					
Salaries and wages	3,728,300	3,728,300	3,668,452	59,848	3,789,010
Fringe Benefits	2,106,075	2,106,075	2,088,512	17,563	2,003,967
Other Expenses:					
Utilities	1,167,000	1,167,000	1,000,241	166,759	1,037,572
Insurance	170,000	170,000	163,525	6,475	158,638
Vehicles	82,500	82,500	45,439	37,061	54,167
Collection System	405,000	405,000	472,139	(67,139)	360,702
Sewage Treatment & Laboratory	453,000	453,000	458,066	(5,066)	486,011
Solids Disposal	1,150,000	1,150,000	782,347	367,653	1,056,087
Buildings & Grounds/Road	215,000	215,000	197,492	17,508	278,710
	<u>9,476,875</u>	<u>9,476,875</u>	<u>8,876,213</u>	<u>600,662</u>	<u>9,224,864</u>
Total Operating Appropriations	<u>11,504,375</u>	<u>11,504,375</u>	<u>10,569,180</u>	<u>935,195</u>	<u>10,926,593</u>
Non-Operating Appropriations:					
Debt Service					
Bond and Loan Principal	1,599,345	1,599,345	1,604,625	(5,280)	1,487,716
Interest on Bonds and Notes	343,218	343,218	342,010	1,208	383,346
Renewal and Replacement Reserve	800,000	800,000	800,000	-	800,000
Total Non-Operating Appropriations	<u>2,742,563</u>	<u>2,742,563</u>	<u>2,746,635</u>	<u>(4,072)</u>	<u>2,671,062</u>
Total Appropriations	<u>14,246,938</u>	<u>14,246,938</u>	<u>13,315,815</u>	<u>931,123</u>	<u>13,597,655</u>

**NORTHWEST BERGEN COUNTY UTILITIES AUTHORITY
SCHEDULE OF OPERATING REVENUE AND COSTS FUNDED
BY OPERATING REVENUE COMPARED TO BUDGET
FOR THE YEAR ENDED DECEMBER 31, 2019**

	FY 2019 Adopted Budget	FY 2019 Budget as Amended	Current Year Actual	Excess / (Deficit)	Prior Year Actual
Excess (Deficit) of Revenues Over Expenses	-	-	2,320,187		1,522,388
Reconciliation of Budgetary Basis to GAAP:					
Accrued Principal on Bonds/Loans Payable			1,604,625		1,487,716
Amortization Expense			80,561		78,887
Renewal and Replacement Reserve			800,000		800,000
Inventory Adjustments			85,632		-
Debt Issuance Cost Expense			-		(30,439)
Depreciation			(2,145,675)		(2,149,239)
Change in Net Position			<u>2,745,330</u>		<u>1,709,313</u>

NORTHWEST BERGEN COUNTY UTILITIES AUTHORITY

SCHEDULE OF CAPITAL BUDGET PROGRAM
FUNDED BY FINANCING SOURCES
FOR THE YEAR ENDED DECEMBER 31, 2019

	Project Number	FY 2019 Adopted Budget	FY 2019 Budget as Amended	Current Year Actual	Excess / (Deficit)
Financing Sources:					
Renewal and Replacement Reserve		660,000	968,000	750,037	217,963
Proceeds of NJEIT Loans		10,737,000	7,707,000	5,069,541	2,637,459
		<u>11,397,000</u>	<u>8,675,000</u>	<u>5,819,578</u>	<u>2,855,422</u>
Capital Outlays:					
SSI Emission Upgrades ⁽¹⁾⁽²⁾	1119	380,000	380,000	19,125	360,875
Groffle Road PS PLC Replacement ⁽¹⁾	1121	100,000	100,000	3,129	96,871
Aeration Blower Replacement ⁽²⁾	1124	-	250,000	99,272	150,728
Wastewater Pump Station Improvements (S340700-15) ⁽²⁾	1126	5,500,000	2,400,000	1,769,616	630,384
Wastewater Treatment Plant Improvements (S340700-16) ⁽²⁾	1128	3,700,000	3,700,000	2,184,396	1,515,604
Replacement Sewer Jet Truck (S340700-18) ⁽²⁾	1129	490,000	490,000	464,609	25,391
Outpost Sewer Inspection Camera and Manhole Scanner Camera (S340700-18)	1133	187,000	187,000	188,620	(1,620)
Pump Station Odor Control Upgradess ⁽¹⁾	1133	-	67,000	67,240	(240)
Complete RAS Pump VFD Installations on Final Tanks ⁽¹⁾	1133	-	31,000	31,635	(635)
Collection System Gravity Main Repairs (S340700-19) ⁽²⁾	1134	500,000	-	-	-
Collection System Extension ⁽¹⁾	1137	-	400,000	415,794	(15,794)
Sewer Trunk East Gravity Main Repair ⁽²⁾	1138	-	360,000	363,028	(3,028)
Incinerator Repairs ⁽¹⁾	1139	50,000	150,000	147,972	2,028
Plant Fiber Optic Cable Upgrade ⁽¹⁾	1141	-	70,000	65,142	4,858
Upgrade Operating Building Locker Room ⁽¹⁾		150,000	-	-	-
Refinish Superintendents Office ⁽¹⁾		50,000	-	-	-
Purchase Three (3) New Authority Vehicles ⁽¹⁾		90,000	90,000	-	90,000
Replace Aeration Tank Flow Meters and Valves ⁽¹⁾		200,000	-	-	-
Total Capital Outlays		<u>11,397,000</u>	<u>8,675,000</u>	<u>5,819,578</u>	<u>2,760,564</u>
Total Costs Funded by Capital Revenue		11,397,000	8,675,000	5,819,578	2,760,564
Add: Excess		-	-	-	94,858
		<u>11,397,000</u>	<u>8,675,000</u>	<u>5,819,578</u>	<u>2,855,422</u>

⁽¹⁾ Funded by Renewal and Replacement Fund.

⁽²⁾ Funded by Proceeds of NJEIT Loans.

⁽³⁾ Funded by Capital Grants

THIS PAGE IS INTENTIONALLY LEFT BLANK.

NORTHWEST BERGEN COUNTY UTILITIES AUTHORITY

SCHEDULE OF REVENUE AND REVENUE REFUNDING BONDS

Description	Date of Issue	Interest Rate	Outstanding Maturities		Balance Jan. 1, 2019	2019 Issued	2019 Redeemed	Balance Dec. 31, 2019
			Date	Amount				
Utility System Revenue Bonds, Series 2008								
		1.05%	2020	159,775				
		1.05%	2021	159,774				
					479,323		159,774	319,549
Utility System Revenue Bonds, Series 2009A								
					580,000		580,000	-

NORTHWEST BERGEN COUNTY UTILITIES AUTHORITY
SCHEDULE OF REVENUE AND REVENUE REFUNDING BONDS

Description	Date of Issue	Interest Rate	Outstanding Maturities		Balance Jan. 1, 2019	2019 Issued	2019 Redeemed	Balance Dec. 31, 2019
			Date	Amount				
New Jersey Environmental Infrastructure Trust - Series 2010B Trust Portion								
		5.00%	2020	73,000				
		5.00%	2021	77,000				
		5.00%	2022	82,000				
		5.00%	2023	86,000				
		5.00%	2024	86,000				
		5.00%	2025	91,000				
		5.00%	2026	96,000				
		5.00%	2027	100,000				
		5.00%	2028	109,000				
		5.00%	2029	113,000				
		5.00%	2030	117,000				
					1,105,000	-	75,000	1,030,000
New Jersey Environmental Infrastructure Fund - Series 2010B Fund Portion								
		n/a	2020	90,000				
		n/a	2021	90,000				
		n/a	2022	90,000				
		n/a	2023	90,000				
		n/a	2024	90,000				
		n/a	2025	90,000				
		n/a	2026	90,000				
		n/a	2027	90,000				
		n/a	2028	90,000				
		n/a	2029	90,000				
		n/a	2030	25,049				
					1,015,049		90,000	925,049

NORTHWEST BERGEN COUNTY UTILITIES AUTHORITY
SCHEDULE OF REVENUE AND REVENUE REFUNDING BONDS

Description	Date of Issue	Interest Rate	Date	Outstanding Maturities		2019 Issued	2019 Redeemed	Balance Dec. 31, 2019
				December 31, 2019	Amount			
New Jersey Environmental Infrastructure Trust - Series 2012A								
Trust Portion								
		5.00%	2020		90,000			
		5.00%	2021		95,000			
		5.00%	2022		100,000			
		5.00%	2023		105,000			
		5.00%	2024		110,000			
		5.00%	2025		115,000			
		5.00%	2026		120,000			
		3.00%	2027		125,000			
		3.00%	2028		130,000			
		3.13%	2029		135,000			
		3.20%	2030		140,000			
		3.25%	2031		145,000			
							85,000	1,410,000
New Jersey Environmental Infrastructure Loan - Series 2012A								
Fund Portion								
		n/a	2020		109,880			
		n/a	2021		109,880			
		n/a	2022		109,880			
		n/a	2023		109,880			
		n/a	2024		109,880			
		n/a	2025		109,880			
		n/a	2026		109,880			
		n/a	2027		109,880			
		n/a	2028		109,880			
		n/a	2029		109,880			
		n/a	2030		109,880			
		n/a	2031		73,253			
							109,880	1,281,929
								1,495,000

NORTHWEST BERGEN COUNTY UTILITIES AUTHORITY

SCHEDULE OF REVENUE AND REVENUE REFUNDING BONDS

Description	Date of Issue	Interest Rate	Date	Outstanding Maturities		Balance Jan. 1, 2019	2019 Issued	2019 Redeemed	Balance Dec. 31, 2019
				December 31, 2019	Amount				
New Jersey Environmental Infrastructure Trust - Series 2014A Trust Portion		3.66%	2020		10,000				
		3.59%	2021		15,000				
		3.49%	2022		15,000				
		3.36%	2023		15,000				
		3.22%	2024		15,000				
		3.05%	2025		15,000				
		3.05%	2026		15,000				
		3.06%	2027		15,000				
		3.07%	2028		15,000				
		3.08%	2029		15,000				
		3.09%	2030		20,000				
		3.13%	2031		20,000				
		3.19%	2032		20,000				
	3.25%	2033		20,000					
						235,000		10,000	225,000

NORTHWEST BERGEN COUNTY UTILITIES AUTHORITY
SCHEDULE OF REVENUE AND REVENUE REFUNDING BONDS

Description	Date of Issue	Interest Rate	Date	Outstanding Maturities		2019 Issued	2019 Redeemed	Balance Dec. 31, 2019
				December 31, 2019	Amount			
New Jersey Environmental Infrastructure Loan - Series 2014 A Fund Portion		n/a	2020		14,619			
		n/a	2021		14,619			
		n/a	2022		14,619			
		n/a	2023		14,619			
		n/a	2024		14,619			
		n/a	2025		14,619			
		n/a	2026		14,619			
		n/a	2027		14,619			
		n/a	2028		14,619			
		n/a	2029		14,619			
	n/a	2030		1,005				
							14,619	147,190
								161,809

NORTHWEST BERGEN COUNTY UTILITIES AUTHORITY
SCHEDULE OF REVENUE AND REVENUE REFUNDING BONDS

Description	Date of Issue	Interest Rate	Date	Outstanding Maturities		2019 Issued	2019 Redeemed	Balance Dec. 31, 2019
				December 31, 2019	Amount			
New Jersey Environmental Infrastructure Loan - Series 2015 Trust Portion		5.00%	2020		80,000			
		5.00%	2021		85,000			
		5.00%	2022		90,000			
		5.00%	2023		95,000			
		5.00%	2024		100,000			
		5.00%	2025		105,000			
		5.00%	2026		110,000			
		4.00%	2027		115,000			
		4.00%	2028		115,000			
		4.00%	2029		120,000			
		4.00%	2030		125,000			
		4.00%	2031		130,000			
		4.00%	2032		135,000			
		4.00%	2033		140,000			
	4.00%	2034		150,000				
				<u>1,770,000</u>			<u>75,000</u>	<u>1,695,000</u>

NORTHWEST BERGEN COUNTY UTILITIES AUTHORITY
SCHEDULE OF REVENUE AND REVENUE REFUNDING BONDS

Description	Date of Issue	Interest Rate	Outstanding Maturities		Balance Jan. 1, 2019	2019 Issued	2019 Redeemed	Balance Dec. 31, 2019
			Date	Amount				
New Jersey Environmental Infrastructure Loan - Series 2015 Fund Portion		n/a	2020	328,442				
		n/a	2021	328,442				
		n/a	2022	328,442				
		n/a	2023	328,442				
		n/a	2024	328,442				
		n/a	2025	328,442				
		n/a	2026	328,442				
		n/a	2027	328,442				
		n/a	2028	328,442				
		n/a	2029	328,442				
		n/a	2030	328,442				
		n/a	2031	328,442				
		n/a	2032	328,442				
		n/a	2033	328,442				
	n/a	2034	218,961					
				5,145,585		328,442	4,817,143	

NORTHWEST BERGEN COUNTY UTILITIES AUTHORITY
SCHEDULE OF REVENUE AND REVENUE REFUNDING BONDS

Description	Date of Issue	Interest Rate	Date	Outstanding Maturities		Balance Jan. 1, 2019	2019 Issued	2019 Redeemed	Balance Dec. 31, 2019
				December 31, 2019	Amount				
Utility System Revenue Bonds, Series 2016A		3.00%	2020		600,000				
		3.00%	2021		615,000				
		4.00%	2022		635,000				
		4.00%	2023		660,000				
		4.00%	2024		690,000				
						3,200,000			3,200,000
New Jersey Environmental Infrastructure Loan - Series 2018A-2 Trust Portion		5.00%	2020		20,000				
		5.00%	2021		20,000				
		5.00%	2022		20,000				
		5.00%	2023		20,000				
		5.00%	2024		25,000				
		5.00%	2025		25,000				
		5.00%	2026		25,000				
		5.00%	2027		25,000				
		4.00%	2028		30,000				
		4.00%	2029		30,000				
		4.00%	2030		30,000				
		4.00%	2031		30,000				
		4.00%	2032		35,000				
		4.00%	2033		35,000				
	4.00%	2034		35,000					
	4.00%	2035		35,000					
	4.00%	2036		40,000					
	4.00%	2037		40,000					
	4.00%	2038		40,000					
						560,000			560,000

NORTHWEST BERGEN COUNTY UTILITIES AUTHORITY
SCHEDULE OF REVENUE AND REVENUE REFUNDING BONDS

Description	Date of Issue	Interest Rate	Outstanding Maturities		Balance Jan. 1, 2019	2019 Issued	2019 Redeemed	Balance Dec. 31, 2019
			Date	Amount				
New Jersey Environmental Infrastructure Loan - Series 2018A-2 Trust Portion		n/a	2020	86,911				
		n/a	2021	86,911				
		n/a	2022	86,911				
		n/a	2023	86,911				
		n/a	2024	86,911				
		n/a	2025	86,911				
		n/a	2026	86,911				
		n/a	2027	86,911				
		n/a	2028	86,911				
		n/a	2029	86,911				
		n/a	2030	86,911				
		n/a	2031	86,911				
		n/a	2032	86,911				
		n/a	2033	86,911				
		n/a	2034	86,911				
		n/a	2035	86,911				
		n/a	2036	86,910				
		n/a	2037	86,910				
	n/a	2038	57,941		1,709,248	86,910	1,622,338	
					18,847,823	1,614,625	17,233,198	
					1,614,625		1,571,851	
					17,233,198		15,661,347	
					18,847,823		17,233,198	
			Current Portion					
			Non-Current Portion					
			Disbursed			1,604,625		
			Savings Credit			10,000		
							1,614,625	

NORTHWEST BERGEN COUNTY UTILITIES AUTHORITY

ROSTER OF OFFICIALS AND REPORT ON SURETY BONDS

The following officials were in office as of December 31, 2019:

<u>Name</u>	<u>Office</u>	
Michael Kasparian	Chairman	Ho-Ho-Kus
Frank Kelaher	Vice Chairman	Ramsey
Dennis Bonagura	Commissioner	Franklin Lakes
Brian Chewcaskie	Commissioner	Allendale
Marianne Ortega	Commissioner	Waldwick
Thomas Duch	Commissioner	Wyckoff
Bart Mongelli	Commissioner	Upper Saddle River
Stephen L. Iacono	Commissioner	Mahwah
Marion Plumley	Commissioner	Midland Park
James Rotundo	Executive Director	
Meyerson, Fox, Mancinelli & Conte, P.A.	Legal Counsel	
Wielkocz & Company, LLC	Auditors	

Single Audit Section

THIS PAGE IS INTENTIONALLY LEFT BLANK



WIELKOTZ & COMPANY LLC
CERTIFIED PUBLIC ACCOUNTANTS

STEVEN D. WIELKOTZ, CPA, RMA, PSA
MATTHEW B. WIELKOTZ, CPA, PSA
PAUL J. CUVA, CPA, RMA, PSA
JAMES J. CERULLO, CPA, RMA, PSA
THOMAS M. FERRY, CPA, RMA, PSA

HEADQUARTERS
401 WANAQUE AVENUE
POMPTON LAKES, NEW JERSEY 07442
(973)-835-7900

NEWTON OFFICE
100B MAIN STREET
NEWTON, NEW JERSEY 07860
(973)-835-7900

**INDEPENDENT AUDITOR'S REPORT ON INTERNAL CONTROL OVER
FINANCIAL REPORTING AND ON COMPLIANCE AND OTHER MATTERS
BASED ON AN AUDIT OF FINANCIAL STATEMENTS PERFORMED IN
ACCORDANCE WITH GOVERNMENT AUDITING STANDARDS**

Honorable Chairman and Members of the
Northwest Bergen County Utilities Authority
County of Bergen
Waldwick, New Jersey

We have audited, in accordance with auditing standards generally accepted in the United States of America; audit requirements as prescribed by the Division of Local Government Services, Department of Community Affairs, State of New Jersey; and the standards applicable to financial audits contained in *Government Auditing Standards*, issued by the Comptroller General of the United States, the financial statements of the Northwest Bergen County Utilities Authority, as of and for the year ended December 31, 2019, and the related notes to the financial statements, and have issued our report thereon dated March 10, 2020.

Internal Control Over Financial Reporting

In planning and performing our audit on the financial statements, we considered the Northwest Bergen County Utilities Authority's internal control over financial reporting (internal control) to determine the audit procedures that are appropriate in the circumstances for the purpose of expressing our opinions on the financial statements, but not for the purpose of expressing an opinion on the effectiveness of the Northwest Bergen County Utilities Authority's internal control. Accordingly, we do not express an opinion on the effectiveness of the Northwest Bergen County Utilities Authority's internal control.

A deficiency in internal control exists when the design or operation of a control does not allow management or employees, in the normal course of performing their assigned functions, to prevent, or detect and correct, misstatements on a timely basis. *A material weakness* is a deficiency, or a combination of deficiencies, in internal control, such that there is a reasonable possibility that a material misstatement of the entity's financial statements will not be prevented, or detected and corrected on a timely basis. *A significant deficiency* is a deficiency, or a combination of deficiencies, in internal control that is less severe than a material weakness, yet important enough to merit attention by those charged with governance.



Honorable Chairman and Members of the
Northwest Bergen County Utilities Authority
Page 2.

Our consideration of internal control was for the limited purpose described in the first paragraph of this section and was not designed to identify all deficiencies in internal control that might be material weaknesses or significant deficiencies. Given these limitations, during our audit we did not identify any deficiencies in internal control that we consider to be material weaknesses. However, material weaknesses may exist that have not been identified.

Compliance and Other Matters

As part of obtaining reasonable assurance about whether the Northwest Bergen County Utilities Authority's financial statements are free of material misstatement, we performed tests of its compliance with certain provisions of laws, regulations, contracts and grant agreements, noncompliance with which could have a direct and material effect on the determination of financial statement amounts. However, providing an opinion on compliance with those provisions was not an objective of our audit and, accordingly, we do not express such an opinion. The results of our tests disclosed no instances of noncompliance or other matters that are required to be reported under Government Auditing Standards.

Purpose of this Report

The purpose of this report is solely to describe the scope of our testing of internal control and compliance and the results of that testing, and not to provide an opinion on the effectiveness of the entity's internal control or on compliance. This report is an integral part of an audit performed in accordance with *Government Auditing Standards* in considering the entity's internal control and compliance. Accordingly, this communication is not suitable for any other purpose.



WIELKOTZ & COMPANY, LLC
Certified Public Accountants
Pompton Lakes, New Jersey

March 10, 2020



WIELKOTZ & COMPANY LLC

CERTIFIED PUBLIC ACCOUNTANTS

STEVEN D. WIELKOTZ, CPA, RMA, PSA
MATTHEW B. WIELKOTZ, CPA, PSA
PAUL J. CUVA, CPA, RMA, PSA
JAMES J. CERULLO, CPA, RMA, PSA
THOMAS M. FERRY, CPA, RMA, PSA

HEADQUARTERS
401 WANAQUE AVENUE
POMPTON LAKES, NEW JERSEY 07442
(973)-835-7900

NEWTON OFFICE
100B MAIN STREET
NEWTON, NEW JERSEY 07860
(973)-835-7900

INDEPENDENT AUDITOR'S REPORT ON COMPLIANCE WITH REQUIREMENTS APPLICABLE TO EACH MAJOR FEDERAL PROGRAM AND INTERNAL CONTROL OVER COMPLIANCE IN ACCORDANCE WITH UNIFORM GUIDANCE

Honorable Chairman and Members of the
Northwest Bergen County Utilities Authority
County of Bergen
Waldwick, New Jersey

Report on Compliance for Each Major Federal Program

We have audited the Northwest Bergen County Utilities Authority's compliance with the types of compliance requirements described in the Office of Management and Budget (OMB)'s *Compliance Supplements* that could have a direct and material effect on each of the Northwest Bergen County Utilities Authority's major federal programs for the year ended December 31, 2019. The Northwest Bergen County Utilities Authority's major federal programs are identified in the summary of auditor's results section of the accompanying schedule of findings and questioned costs.

Management's Responsibility

Management is responsible for compliance with the requirements of laws, regulations, contracts, and grants applicable to its federal programs.

Auditor's Responsibility

Our responsibility is to express an opinion on compliance for each of the Northwest Bergen County Utilities Authority's major federal programs based on our audit of the types of compliance requirements referred to above. We conducted our audit of compliance in accordance with auditing standards generally accepted in the United States of America; the standards applicable to financial audits contained in *Government Auditing Standards*, issued by the Comptroller General of the United States; and Title 2 U.S. Code of Federal Regulations Part 200, Uniform Administrative Requirements, Cost Principles, and Audit Requirements for Federal Awards (Uniform Guidance). Those standards, Uniform Guidance require that we plan and perform the audit to obtain reasonable assurance about whether noncompliance with the types of compliance requirements referred to above that could have a direct and material effect on a major federal program occurred. An audit includes examining, on a test basis, evidence about the Northwest Bergen County Utilities Authority's compliance with those requirements and performing such other procedures as we considered necessary in the circumstances.



We believe that our audit provides a reasonable basis for our opinion on compliance for each major federal program. However, our audit does not provide a legal determination of the Northwest Bergen County Utilities Authority's compliance.

Opinion on Each Major Federal Program

In our opinion, the Northwest Bergen County Utilities Authority complied, in all material respects, with the types of compliance requirements referred to above that could have a direct and material effect on each of its major federal programs for the year ended December 31, 2019.

Report on Internal Control Over Compliance

Management of the Northwest Bergen County Utilities Authority is responsible for establishing and maintaining effective internal control over compliance with the types of compliance requirements referred to above. In planning and performing our audit of compliance, we considered the Northwest Bergen County Utilities Authority's internal control over compliance with the type of requirements that could have a direct and material effect on each major federal programs to determine the auditing procedures that are appropriate in the circumstances for the purpose of expressing an opinion on compliance for each major federal program and to test and report on internal control over compliance in accordance with Uniform Guidance, but not for the purpose of expressing an opinion on the effectiveness of internal control over compliance. Accordingly, we do not express an opinion on the effectiveness of Northwest Bergen County Utilities Authority's internal control over compliance.

A deficiency in internal control over compliance exists when the design or operation of a control over compliance does not allow management or employees, in the normal course of performing their assigned functions, to prevent, or detect and correct, noncompliance with a type of compliance requirement of a federal program on a timely basis. *A material weakness in internal control over compliance* is a deficiency, or combination of deficiencies, in internal control over compliance, such that there is a reasonable possibility that material noncompliance with a type of compliance requirement of a federal program will not be prevented, or detected and corrected, on a timely basis. *A significant deficiency in internal control over compliance* is a deficiency, or a combination of deficiencies, in internal control over compliance with a type of compliance requirement of a federal program that is less severe than a material weakness in internal control over compliance, yet important enough to merit attention by those charged with governance.


Our consideration of internal control over compliance was for the limited purpose described in the first paragraph of this section and was not designed to identify all deficiencies in internal control over compliance that might be material weaknesses or significant deficiencies. We did not identify any deficiencies in internal control over compliance that we consider to be material weaknesses. However, material weaknesses may exist that have not been identified.

The purpose of this report on internal control over compliance is solely to describe the scope of our testing of internal control over compliance and the results of that testing based on the requirements of Uniform Guidance. Accordingly, this report is not suitable for any other purpose.

Report on Schedule of Expenditures of Federal Awards Required by the Uniform Guidance

We have audited the financial statements of the Northwest Bergen County Utilities Authority as of and for the year ended December 31, 2019, and have issued our report thereon dated March 10, 2020, which contained an unmodified opinion on those financial statements. Our audit was conducted for the purpose of forming an opinion on the financial statements as a whole. The accompanying schedule of expenditures of federal awards is presented for purposes of additional analysis as required by Uniform Guidance and is not a required part of the financial statements. Such information is the responsibility of management and was derived from and relates directly to the underlying accounting and other records used to prepare the financial statements. The information has been subjected to the auditing procedures applied in the audit of the financial statements and certain additional procedures, including comparing and reconciling such information directly to the underlying accounting and other records used to prepare the financial statements or to the financial statements themselves, and other additional procedures in accordance with auditing standards generally accepted in the United States of America. In our opinion, the schedule of expenditure of federal awards is fairly stated in all material respects in relation to the financial statements as a whole.

This report is intended solely for the information of the management and the New Jersey State Department of Community Affairs, other state and federal awarding agencies and pass-through entities and is not intended to be, and should not be, used by anyone other than these specified parties.



WIELKOTZ & COMPANY, LLC
Certified Public Accountants
Pompton Lakes, New Jersey

March 10, 2020

THIS PAGE IS INTENTIONALLY LEFT BLANK

NORTHWEST BERGEN COUNTY UTILITIES AUTHORITY
SCHEDULE OF EXPENDITURES OF FEDERAL AWARDS

YEAR ENDED DECEMBER 31, 2019

Federal Grantor/Pass-Through Grantor/Program Title/Cluster Title	CFDA Number	State Agency Account Number	Grant Award	Grant Receipts	Grant Period		Grant Expenditures	Cumulative Grant Expenditures
					From	To		
U.S. Environmental Protection Agency: Pass Through New Jersey Department of Environmental Protection: NJ Environmental Infrastructure Fund 2015 Project (S340700-12)	66.458	42-4860-711-006	\$ 5,911,950	\$ -	01/01/19	12/31/19	\$ -	\$ 5,633,488
NJ Environmental Infrastructure Fund 2018 Project (S340700-13)	66.458	42-4860-711-006	\$ 1,709,248	\$ 17,357	01/01/19	12/31/19	\$ 17,357	\$ 1,562,208
NJ Environmental Infrastructure Fund 2019 Project (S340700-15)	66.458	42-4860-711-006	\$ 6,452,222	\$ 2,010,296	01/01/19	12/31/19	\$ 2,306,423	\$ 2,306,423
NJ Environmental Infrastructure Fund 2019 Project (S340700-16)	66.458	42-4860-711-006	\$ 3,861,386	\$ 3,216,206	01/01/19	12/31/19	\$ 3,530,740	\$ 3,530,740
NJ Environmental Infrastructure Fund 2019 Project (S340700-18)	66.458	42-4860-711-006	\$ 1,080,036	\$ 551,896	01/01/19	12/31/19	\$ 1,026,100	\$ 1,026,100
NJ Environmental Infrastructure Fund 2019 Project (S340700-19)	66.458	42-4860-711-006	\$ 100,000	\$ -	01/01/19	12/31/19	\$ -	\$ -
Total Federal Financial Awards			\$ 5,795,755				\$ 6,880,620	\$ 14,058,959

See accompanying notes to schedule of expenditures of federal and state awards.

NORTHWEST BERGEN COUNTY UTILITIES AUTHORITY
 SCHEDULE OF EXPENDITURES OF STATE ASSISTANCE

DECEMBER 31, 2019

State Funding Department	State Grant Account Number	Grant Award	Grant Receipts	Grant Period		Grant Expenditures	Cumulative Grant Expenditures
				From	To		
<u>New Jersey Department of Environmental Protection:</u>							
NJ Environmental Infrastructure Grant 2015 Project (S340700-12)	526-042-4860-510-017	\$ 1,970,650	\$ -	01/01/19	12/31/19	\$ -	\$ 1,877,828
NJ Environmental Infrastructure Grant 2018 Project (S340700-13)	526-042-4860-510-017	\$ 569,750	\$ 5,786	01/01/19	12/31/19	\$ 5,786	\$ 520,736
Total State Financial Assistance		\$ 5,786	\$ 5,786			\$ 5,786	\$ 2,398,564

This schedule is presented for management purposes only and is not subject to single audit.

NORTHWEST BERGEN COUNTY UTILITIES AUTHORITY

**NOTES TO THE SCHEDULE OF EXPENDITURES
OF FEDERAL AWARDS
DECEMBER 31, 2019**

NOTE 1. GENERAL

The accompanying Schedule of Expenditures of Federal and State Awards present the activity of all federal and state award programs of the Northwest Bergen County Utilities Authority. The Authority is defined in Note 1 to the Authority's basic financial statements. All state awards received directly from state agencies, as well as state financial assistance passed through other government agencies is included on the Schedule of Expenditures of State Financial Assistance.

NOTE 2. BASIS OF ACCOUNTING

The accompanying Schedules of Expenditures of Awards and Financial Assistance are presented on the accrual basis of accounting. These bases of accounting are described in Notes 2(A) to the Authority's basic financial statements. The information in this schedule is presented in accordance with the requirements of Uniform Guidance and Single Audit Policy for Recipients of Federal Grants, State Grants and State Aid.

NOTE 3. RELATIONSHIP TO BASIC FINANCIAL STATEMENTS

Awards and financial assistance are reported in the Authority's basic financial statements on a GAAP basis as follows:

	New Jersey Environmental Fund	New Jersey Environmental Trust	Total
Balance - 12/31/18	\$442,859	\$161,332	\$604,191
Grants Awarded	11,493,644		11,493,644
Funds Received/Credits Applied	<u>(5,795,755)</u>	<u>(19,496)</u>	<u>(5,815,251)</u>
Balance - 12/31/19	<u>\$6,140,748</u>	<u>\$141,836</u>	<u>\$6,282,584</u>

NOTE 4. RELATIONSHIP TO FEDERAL FINANCIAL REPORTS

Amounts reported in the accompanying schedules agree with the amounts reported in the related federal financial reports.

NOTE 5. INDIRECT COST RATE

The Northwest Bergen County Utilities Authority has not elected to use the 10-percent de minimis indirect cost rate as allowed under the Uniform Guidance.

STATE OF CALIFORNIA
COUNTY OF LOS ANGELES
SUPERIOR COURT

IN AND FOR THE COUNTY OF LOS ANGELES

Case No. 123456789
Plaintiff, _____
vs.
Defendant, _____

FILED FOR RECORD AND INDEXING

THIS PAGE IS INTENTIONALLY LEFT BLANK

THIS PAGE IS INTENTIONALLY LEFT BLANK

FILED FOR RECORD AND INDEXING

FILED FOR RECORD AND INDEXING

10
10

NORTHWEST BERGEN COUNTY UTILITIES AUTHORITY

SCHEDULE OF FINDINGS AND QUESTIONED COSTS
FOR THE FISCAL YEAR ENDED DECEMBER 31, 2019

Section I - Summary of Auditor's Results

Financial Statements

Type of auditor's report issued: Modified

Internal control over financial reporting:

1. Reportable condition(s) identified that are not considered to be material weaknesses? yes X none reported

2. Material weakness(es) identified? yes X no

Noncompliance material to basic financial statements noted? yes X no

Federal Awards

Internal Control over major programs:

1. Significant deficiencies identified that are not considered to be material weaknesses? yes X none reported

2. Material weakness(es) identified? yes X no

Type of auditor's report issued on compliance for major programs: unmodified

Any audit findings disclosed that are required to be reported in accordance with Section .510(a) of Uniform Guidance? yes X no

Identification of major programs:

CFDA Number(s)

Name of Federal Program or Cluster

66.458

Clean Water State Revolving Fund

Dollar threshold used to distinguish between type A and type B programs: \$750,000

Auditee qualified as low-risk auditee? yes X no

NORTHWEST BERGEN COUNTY UTILITIES AUTHORITY

SCHEDULE OF FINDINGS AND QUESTIONED COSTS
FOR THE FISCAL YEAR ENDED DECEMBER 31, 2019

(continued)

Section II - Financial Statement Findings

FINDING: 2019-01*

STATEMENT OF CONDITION

The Authority has not updated the net other post-employment benefit obligation, net pension obligation, pension-related deferred outflow, accounts payable – pension or pension-related deferred inflow accounts to a measurement date acceptable under current accounting standards.

CRITERIA

Government Accounting Standards Board (GASB) Statements No. 68 and No. 75 require a state or local government employer to recognize a net pension liability and other post-employment benefit obligation measured as of a date no earlier than the end of its prior fiscal year.

EFFECT

The amount by which this departure would affect the deferred outflows of resources, liabilities, deferred inflows of resources and net position has not been determined.

CAUSE

The Authority relies on valuations performed annually by an actuary hired by the State of New Jersey. As of the date of this report, there has been no indication as to when the actuary's valuation of the Public Employee's Retirement System (PERS) or State of New Jersey Health Benefit System would be complete.

RECOMMENDATION

The Authority should update all future financial statements to comply with GASB's No. 68 and No. 75 once the actuary's valuation reports are available.

MANAGEMENT'S RESPONSE

Calculation of the net other post-employment benefit obligations, net pension obligation, pension-related deferred outflow, accounts payable – pension and pension-related deferred inflow amounts are out of the Authority's control. In order to comply with the requirements of their 1984 Trust Indenture, management has opted to release the report without updating the figures in accordance with the measurement guidelines of GASB's No. 68 and No. 75.

NORTHWEST BERGEN COUNTY UTILITIES AUTHORITY

SCHEDULE OF FINDINGS AND QUESTIONED COSTS
FOR THE FISCAL YEAR ENDED DECEMBER 31, 2019

(continued)

Section III - Federal Awards and State Financial Assistance Findings and Questioned Costs

No matters were reported

10/1/2013
10/1/2013
10/1/2013
10/1/2013
10/1/2013

THIS PAGE IS INTENTIONALLY LEFT BLANK

NORTHWEST BERGEN COUNTY UTILITIES AUTHORITY

**SUMMARY SCHEDULE OF PRIOR AUDIT FINDINGS
FOR THE FISCAL YEAR ENDED DECEMBER 31, 2019**

Status of Prior Year Findings

A review was performed on all prior year recommendations and corrective action was taken on all items, except those noted with an asterisk "*".

THE UNIVERSITY OF CHICAGO LIBRARY

1000 S. UNIVERSITY AVENUE
CHICAGO, ILL. 60607-7073

UNIVERSITY OF CHICAGO LIBRARY

1000 S. UNIVERSITY AVENUE
CHICAGO, ILL. 60607-7073

THIS PAGE IS INTENTIONALLY LEFT BLANK

GENERAL COMMENTS

N.J.S.A. 40A:11-2 contains definitions for terms used throughout N.J.S.A. 40A:11-1 et seq. and was amended under P.L. 1999, c.440. It includes as subsection (23) the term 'competitive contracting', which is defined as "the method described in sections 1 through 5 of P.L. 1999, c.440 (C.40:11-4.1 through C.40A:11-4.5) of contracting for specialized goods and services in which formal proposals are solicited from vendors' formal proposals are evaluated by the purchasing agent or counsel; and the governing body awards a contract to a vendor or vendors from among the formal proposals received."

N.J.S.A. 40A:11-3 was amended with P.L. 1999, c.440 to raise the bid threshold and require award by governing body resolution. "When the cost or price of any contract awarded by the purchasing agent in the aggregate does not exceed in a contract year the total sum of \$40,000.00, the contract may be awarded by a purchasing agent when so authorized by ordinance or resolution as appropriate to the contracting unit, of the governing body of the contracting unit without public advertising for bids and bidding therefore, except that the governing body may adopt an ordinance or resolution to set a lower threshold for the receipt of public bids or the solicitation of competitive quotations."

N.J.S.A. 40A:11-15 was amended with P.L. 1999, c.440 to extend the base contract period. "Any contract made pursuant to this section may be awarded for a period of 24 consecutive months, except that contracts for professional services pursuant to paragraph (1) of subsection (a) of N.J.S.A. 40A:11-5 may be awarded for a period not exceeding 12 consecutive months."

The bid thresholds in accordance with N.J.S.A. 40A:11-3 (as amended) is \$40,000.00.

The governing body has the responsibility of determining whether the expenditures in any category will exceed the statutory thresholds within the contract year. Where question arises as to whether any contract or agreement might result in violation of the statute, the opinion of the Authority's attorney should be sought before a commitment is made.

Inasmuch as the system of records did not provide for an accumulation of payments for categories for the performance of any work or the furnishing or hiring of any materials or supplies, the results of such an accumulation could not reasonably be ascertained. Disbursements were reviewed, however, to determine whether any clear-cut violations existed. No violations were discovered.

The results of our examination indicated that no individual payments, contracts, or agreements were made "for the performance of any work or the furnishing or hiring of any materials or supplies," in excess of the statutory thresholds where there had been no advertising for bids in accordance with the provision of N.J.S.A. 40A:11-4.

Resolutions were adopted authorizing the awarding of contract or agreements for "Professional Services" per N.J.S.A. 40A:11-5.

GENERAL COMMENTS. (CONTINUED)

Interaccount Advances

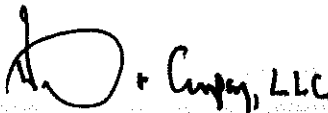
Advances between unrestricted accounts should be settled upon occurrence.

Miscellaneous

There were no problems and weaknesses noted in our review that were of such magnitude that they would effect our ability to express an opinion on the financial statements taken as a whole.

We desire to express appreciation for the assistance and courtesies rendered by the Commissioners and employees during the course of the examination.

Respectfully submitted,


WIELKOTZ & COMPANY, LLC
Certified Public Accountants
Pompton Lakes, New Jersey

NORTHWEST BERGEN COUNTY UTILITIES AUTHORITY

RESOLUTION

No. 57-2020

Date: April 21, 2020

**PROPOSED SANITARY SEWER EXTENSION – 570 ROUTE 17 NORTH
BOROUGH OF UPPER SADDLE RIVER, NEW JERSEY**

WHEREAS, an application has been made to the Northwest Bergen County Utilities Authority (hereinafter sometimes referred to as the “Authority”) by the Housing Development Corporation of Bergen County (hereinafter referred to as the “Applicant”) for approval of a proposed sanitary sewer extension to be located at 570 Route 17 North in the Borough of Upper Saddle River (hereinafter referred to as the “Project”); and

WHEREAS, the Project proposes to provide sanitary sewer service to a proposed four story affordable housing structure consisting of 70 residential housing units; and

WHEREAS, finding that when completed, the average daily flow from the Project will be 8,535 gallons per day (gpd) and seventy (70) additional residential EDUs will become tributary to the Authority’s system from the Borough of Upper Saddle River; and

WHEREAS, the Authority’s technical advisor has reviewed the application, documents and drawings submitted in support thereof and, by memorandum dated April 17, 2020 has recommended that the Authority approve the Project, subject to fulfillment of certain terms and conditions.

NOW, THEREFORE, BE IT

RESOLVED, by the Commissioners of the Northwest Bergen County Utilities Authority, that the application made by the Housing Development Corporation of Bergen County for a sanitary sewer extension to be located at 570 Route 17 North in the Borough of Upper Saddle River be approved upon the condition that the Applicant, its principals, agents, successors or assigns fulfill the following terms and conditions:

1. The construction shall conform to all applicable requirements of Borough of Upper Saddle River and the Borough of Ramsey, where applicable;
2. The installation of the sewers and appurtenances be inspected and approved by the Borough of Upper Saddle River and Borough of Ramsey, where applicable;
3. That all newly constructed sewers be tested for infiltration and exfiltration and that such testing be observed and the results approved by an Authority engineer who has been provided with 2 days notice of such testing;

NORTHWEST BERGEN COUNTY UTILITIES AUTHORITY

RESOLUTION

No. 57-2020

Date: April 21, 2020

**PROPOSED SANITARY SEWER EXTENSION – 570 ROUTE 17 NORTH
BOROUGH OF UPPER SADDLE RIVER, NEW JERSEY**

4. That the Applicant pay for engineering expenses incurred by the Authority for all inspection and testing of the sewers and appurtenances;
5. That the Applicant pay for all Authority application fees, legal fees and other application, administrative, technical or any other expenses relating to review of the Project;
6. That any manholes constructed or modified by reason of this Project be fitted with sewer guards to prevent inflow. All manholes constructed must be installed with all required waterproofing measures, including exterior painting and pipe gasket interlock;
7. That water conserving plumbing fixtures be installed in all new building construction to be serviced by the Project;
8. That the Authority be notified by the Applicant or its designee prior to commencement of sanitary sewer installation;
9. That prior to placing this connection into service, the Applicant must submit to the Authority for approval NJDEP Form WQM-005; and
10. That the Applicant comply with the rules and regulations of the Authority and the New Jersey Department of Environmental Protection; and be it

FURTHER RESOLVED, that upon written assurance of fulfillment by the Applicant of the foregoing terms and conditions, the Authority Superintendent be and is herewith authorized on behalf of the Authority to execute such approvals of the Project as may be required by governmental agencies having jurisdiction thereover.

NORTHWEST BERGEN COUNTY UTILITIES AUTHORITY

RESOLUTION

No. 57-2020

Date: April 21, 2020

**PROPOSED SANITARY SEWER EXTENSION – 570 ROUTE 17 NORTH
BOROUGH OF UPPER SADDLE RIVER, NEW JERSEY**

I hereby certify that this is a true copy of a resolution adopted by the Board of Commissioners of the Northwest Bergen County Utilities Authority on April 17, 2020.

CHAIRMAN

SECRETARY

Recorded Vote:

	Bonagura	Duch	Jordan	Kelahr	Lo Iacono	Mongelli	Ortega	Plumley	Kasparian
Offered									
Seconded									
Aye									
Nay									
Absent									
Abstain									
Recuse									